

# DISPLAY & PRESENTATION SERIES



# DISPLAY & PRESENTATION SERIES WRITING BOARD

## WHITE BOARD

- Available surfaces:  
Coated Steel & Non-Magnetic Surface
- Furnished with safety corner caps
- Foldable pen tray for markers and erasers



Foldable Pen Tray



Aluminium Frame



Wooden Frame



Wooden Frame



Wooden Frame



### PRODUCT CODE


BOARD SIZE (W x H mm)	ALUMINIUM FRAME		WOODEN FRAME
	Non-Magnetic	Coated Steel	Coated Steel
900 x 600	SN23	SM23	-
1200 x 900	SN34	SM34	SM34W
1500 x 1200	SN45	SM45	SM45W
1800 x 1200	SN46	SM46	SM46W
2400 x 1200	SN48	SM48	SM48W
3000 x 1200	SN410	SM410	SM410W
3600 x 1200	SN412	SM412	SM412W

## CHALK BOARD

- Available surfaces:  
Magnetic Green & Blackboard
- Available in aluminium & classic wooden frames
- Convenient pen tray for chalks, markers & erasers



Aluminium Frame




Wooden Frame



Wooden Frame



Wooden Frame



### PRODUCT CODE

BOARD SIZE (W x H mm)	ALUMINIUM FRAME		WOODEN FRAME	
	Magnetic Green	Blackboard	Magnetic Green	Blackboard
900 x 600	MGB23	BB23	-	-
1200 x 900	MGB34	BB34	MGB34W	BB34W
1500 x 1200	MGB45	BB45	MGB45W	BB45W
1800 x 1200	MGB46	BB46	MGB46W	BB46W
2400 x 1200	MGB48	BB48	MGB48W	BB48W
3000 x 1200	MGB410	-	MGB410W	-
3600 x 1200	MGB412	-	MGB412W	-

## MAGNETIC GLASS BOARD

- 4mm tempered glass thickness
- Convenient pen tray for markers and erasers
- Compatible with any whiteboard markers type
- Available in frame & frameless



Foldable Pen Tray



Frameless



Frame



### PRODUCT CODE

BOARD SIZE (W x H mm)	Frameless	Frame
900 x 600	MGW69	GW23
1200 x 900	MGW912	GW34
1500 x 1200	MGW1215	GW45
1800 x 1200	MGW1218	GW46
2400 x 1200	MGW1224	GW48


# DISPLAY & PRESENTATION SERIES NOTICE BOARD

## ALUMINIUM & CLASSIC WOODEN FRAME


- Available surfaces:  
- Velvet, Fabric, Foam, Cork & Soft Board
- Available in aluminium & classic wooden frame




### VELVET COLOUR CHART



### FOAM COLOUR CHART



### FABRIC COLOUR CHART



### CORK BOARD



### SOFTBOARD



### PRODUCT CODE

BOARD SIZE (W x H mm)	ALUMINIUM FRAME					WOODEN FRAME				
	Velvet	Foam	Fabric	Cork	Softboard	Velvet	Foam	Fabric	Cork	Softboard
900 x 600	VN23	FB23	TN23	CB23	SB23	-	-	-	-	-
1200 x 900	VN34	FB34	TN34	CB34	SB34	VN34W	FB34W	TN34W	CB34W	SB34W
1500 x 1200	VN45	FB45	TN45	CB45	SB45	VN45W	FB45W	TN45W	CB45W	SB45W
1800 x 1200	VN46	FB46	TN46	CB46	SB46	VN46W	FB46W	TN46W	CB46W	SB46W
2400 x 1200	VN48	FB48	TN48	CB48	SB48	VN48W	FB48W	TN48W	CB48W	SB48W
3000 x 1200	VN410	FB410	TN410	CB410	SB410	VN410W	FB410W	TN410W	CB410W	SB410W
3600 x 1200	VN412	FB412	TN412	CB412	SB412	VN412W	FB412W	TN412W	CB412W	SB412W


# DISPLAY & PRESENTATION SERIES SLIDING GLASS BOARD

## ALUMINIUM & CLASSIC WOODEN FRAME


- Available surfaces:
  - Coated Steel, Velvet, Fabric, Foam, Cork & Soft Board
- Available in aluminium & classic wooden frame




### VELVET COLOUR CHART



### FOAM COLOUR CHART



### FABRIC COLOUR CHART




### CORK BOARD



### SOFTBOARD



### COATED STEEL



### PRODUCT CODE

BOARD SIZE (W x H mm)	ALUMINIUM FRAME						WOODEN FRAME					
	Velvet	Foam	Fabric	Cork	Softboard	Coated Steel	Velvet	Foam	Fabric	Cork	Softboard	Coated Steel
900 x 600	VG23	FG23	TG23	CG23	SG23	MG23	VG23W	FG23W	TG23W	CG23W	SG23W	MG23W
1200 x 900	VG34	FG34	TG34	CG34	SG34	MG34	VG34W	FG34W	TG34W	CG34W	SG34W	MG34W
1500 x 1200	VG45	FG45	TG45	CG45	SG45	MG45	VG45W	FG45W	TG45W	CG45W	SG45W	MG45W
1800 x 1200	VG46	FG46	TG46	CG46	SG46	MG46	VG46W	FG46W	TG46W	CG46W	SG46W	MG46W
2400 x 1200	VG48	FG48	TG48	CG48	SG48	MG48	VG48W	FG48W	TG48W	CG48W	SG48W	MG48W
3000 x 1200	VG410	FG410	TG410	CG410	SG410	MG410	VG410W	FG410W	TG410W	CG410W	SG410W	MG410W
3600 x 1200	VG412	FG412	TG412	CG412	SG412	MG412	VG412W	FG412W	TG412W	CG412W	SG412W	MG412W

# DISPLAY & PRESENTATION SERIES DOUBLE SIDED MOBILE BOARD

## ZIKO BOARD

- Available surfaces:
  - Coated Steel
- Castors for mobility and able to lock for extra stability
- Full Length Pen Tray
- Lock & Release Hinge
- Rotates 360°



### PRODUCT CODE

BOARD SIZE (W x H mm)	BUILD UP SIZE (W x D x H mm)	Coated Steel
1200 x 900	1300 x 500 x 1750	ZI43C
1500 x 1200	1600 x 500 x 1900	ZI54C
1800 x 1200	1900 x 500 x 1900	ZI64C
2400 x 1200	2500 x 500 x 1900	ZI84C



## VOVO BOARD

- Available surfaces:
  - Coated Steel
- Castors for mobility and able to lock for extra stability
- Rotation Lock
- Oval Steel Build
- Moveable Marker Tray
- Rotates 360°



### STAND COLOUR



### PRODUCT CODE

BOARD SIZE (W x H mm)	BUILD UP SIZE (W x D x H mm)	Coated Steel
1200 x 900	1300 x 500 x 1750	VO43C
1500 x 1200	1600 x 500 x 1900	VO54C
1800 x 1200	1900 x 500 x 1900	VO64C
2400 x 1200	2500 x 500 x 1900	VO84C



# DISPLAY & PRESENTATION SERIES

## DOUBLE SIDED MOBILE BOARD

### VIVA BOARD

- Available surfaces:
  - Coated Steel
- Locks in place with a turn of a knob
- Castors for mobility and able to lock for extra stability
- Furnished with safety corner caps
- Oval Steel Build
- Rotates 360°



#### PRODUCT CODE

BOARD SIZE (W x H mm)	BUILD UP SIZE (W x D x H mm)	Coated Steel
600 x 900	700 x 500 x 1750	VI23C
900 x 1200	1000 x 500 x 1900	VI34C

### STANDARD BOARD

- Available surfaces:
  - Coated Steel
- Castors for mobility and able to lock for extra stability
- Convenient Pen Tray
- Spring Lock Secure
- Rotates 360°



#### PRODUCT CODE

BOARD SIZE (W x H mm)	BUILD UP SIZE (W x D x H mm)	Coated Steel
900 x 600	950 x 500 x 1600	DMS23
1200 x 900	1250 x 500 x 1750	DMS34
1500 x 1200	1550 x 500 x 1940	DMS45
1800 x 1200	1850 x 500 x 1940	DMS46
2400 x 1200	2450 x 500 x 1940	DMS48



# DISPLAY & PRESENTATION SERIES FLIP CHART

## ECONOMY FLIP CHART

- Available surfaces:
  - Coated Steel
- Swivel knob clamp system for flip chart pad
- Convenient pen tray for markers and erasers
- Available with or without castors
- Adjustable height and retractable for easy storage



Pen Tray



### PRODUCT CODE

BOARD SIZE (W x H mm)	BUILD UP SIZE (W x D x H mm)	Coated Steel
600 x 900	640 x 770 x 1700	EF23M (w/o castor)
600 x 900	640 x 770 x 1700	EF23MR (with castor)
900 x 1200	940 x 700 x 1800	EF34M (w/o castor)
900 x 1200	940 x 700 x 1800	EF34MR (with castor)

## CONFERENCE FLIP CHART

- Available surfaces:
  - Coated Steel
- Castors for mobility and able to lock for extra stability
- Twist clamp system for flip chart pad
- Foldable pen tray for markers and erasers
- Steel Diameter : 25mm



Pen Tray



### PRODUCT CODE

BOARD SIZE (W x H mm)	BUILD UP SIZE (W x D x H mm)	Coated Steel
600 x 900	600 x 770 x 1700	FC23R
900 x 1200	960 x 700 x 1800	FC34R

## CLASSIC FLIP CHART

- Available surfaces:
  - Coated Steel
- Twist clamp system for flip chart pad
- Foldable pen tray for markers and erasers
- Castors for mobility and able to lock for extra stability
- Steel Diameter : 32mm



Pen Tray



### PRODUCT CODE

BOARD SIZE (W x H mm)	BUILD UP SIZE (W x D x H mm)	Coated Steel
600 x 900	660 x 770 x 1700	CF23R
900 x 1200	960 x 700 x 1800	CF34R

# DISPLAY & PRESENTATION SERIES FLIP CHART

## DAILY FLIP CHART

- Available surfaces:
  - Coated Steel
- Swivel knob clamp system for flip chart pad
- Detachable pen tray for markers and erasers
- Adjustable height
- Optional tri-wheel for mobility (Sold Separately)




### PRODUCT CODE

BOARD SIZE (W x H mm)	BUILD UP SIZE (W x D x H mm)	Coated Steel
600 x 900	640 x 770 x 1700	DT23
820 x 1200	860 x 700 x 1800	DT34

## PRO FLIP CHART

- Multipurpose clamp system for flip chart roll and pen tray for markers and erasers
- Castors for mobility and able to lock for extra stability
- Extendable steel bar for additional presentation material
- Adjustable height
- Available colours: Black and Silver
- Flip chart roll writing surface (Sold Separately)




### PRODUCT CODE

BOARD SIZE (W x H mm)	BUILD UP SIZE (W x D x H mm)	CODE
740 x 1000	740 x 600 x 1800	EX81S (SILVER)
740 x 1000	740 x 600 x 1800	EX81B (BLACK)

## EXECUTIVE FLIP CHART

- Hook clamp system for flip chart pad
- Full length pen tray for markers and erasers
- Castors for mobility and able to lock for extra stability
- Extendable steel bar for additional presentation material
- Adjustable height
- Available colours: Black and Silver
- Compatible with both sizes flip chart pad (Sold Separately)



### PRODUCT CODE

BOARD SIZE (W x H mm)	BUILD UP SIZE (W x D x H mm)	CODE
720 x 1000	720 x 700 x 1800	EX71S (SILVER)
720 x 1000	720 x 700 x 1800	EX71B (BLACK)



# DISPLAY & PRESENTATION SERIES FLIP CHART

## DELUXE FLIP CHART

- Available surfaces:
  - Coated Steel
- Swivel knob clamp system for flip chart pad
- Curve full length pen tray for markers and erasers
- Castors for mobility and able to lock for extra stability
- Adjustable height

### PRODUCT CODE

BOARD SIZE (W x H mm)	BUILD UP SIZE (W x D x H mm)	CODE
650 x 1000	650 x 650 x 1800	DF80



Pen Tray



## TRIPOD FLIP CHART

- Coated Steel writing surface
- Swivel knob clamp system for flip chart pad
- Curve full length pen tray for markers
- Adjustable height
- Optional tri-wheel for mobility (Sold Separately)



Step 1



Step 2



Step 3

TRI-WHEEL (TW237)



Pen Tray



### PRODUCT CODE

BOARD SIZE (W x H mm)	BUILD UP SIZE (W x D x H mm)	CODE
650 x 1000	650 x 1800 x 770	TF70
650 x 1000	650 x 1800 x 770	TW237

# DISPLAY & PRESENTATION SERIES


## DISPLAY PANEL

### LAMBO PANEL


- Available surfaces:
  - Velvet
- Velvet upholstery on both sides
- Folded compact for easy storage



Folded compact for easy storage



#### VELVET COLOUR CHART



#### PRODUCT CODE

PANEL SIZE (W x H mm)	FOLDED SIZE (W x D x H mm)	OPENED SIZE (LENGTH mm)	DETAILS	CODE
550 x 1620	680 x 540 x 1800	1870	3 PANELS	WPLB3
550 x 1620	680 x 540 x 1800	3080	5 PANELS	WPLB5
550 x 1620	680 x 540 x 1800	4280	7 PANELS	WPLB7

### FLEXI DISPLAY PANEL

- Available surfaces:
  - Velvet
- Round plate stand for extra stability
- Panel board can be positioned vertically or horizontally at any angle preferred
- Optional spotlight SSL3 (sold separately)




SPOTLIGHT SSL3



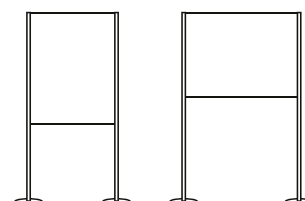
DISPLAY STAND EPL18 D300\*H1900 mm

#### VELVET COLOUR CHART



#### PRODUCT CODE

PANEL SIZE (W x H mm)	CODE
900 x 1200	EPD34
900 x 1500	EPD35
900 x 1800	EPD36
1200 x 1200	EPD44
1200 x 1500	EPD45
1200 x 1800	EPD46



Vertical & Horizontal Versatile Panel Placement

# DISPLAY & PRESENTATION SERIES

## DISPLAY PANEL



### BORNEO MOBILE PANEL


- Available surfaces:
  - Fabric
- Castors for mobility and able to lock for extra stability
- Able to lock multiple panels together with a join bracket MDB2 (sold separately)

#### FABRIC COLOUR CHART



#### PRODUCT CODE

PANEL SIZE (W x H mm)	BUILD UP SIZE (W x D x H mm)	CODE
850 x 1390	900 x 430 x 1500	MDP53
850 x 1690	900 x 430 x 1800	MDP63
1150 x 1090	1200 x 430 x 1200	MDP44
1150 x 1390	1200 x 430 x 1500	MDP54
1150 x 1690	1200 x 430 x 1800	MDP64



MDB2 JOIN BRACKET (SOLD SEPARATELY)

### PLUS MOBILE PANEL

- Available surfaces:
  - Fabric
- Castors for mobility and able to lock for extra stability
- Full steel frame built with perforated bottom panel

#### FABRIC COLOUR CHART



#### PRODUCT CODE


PANEL SIZE (W x H mm)	BUILD UP SIZE (W x D x H mm)	CODE
860 x 1500	900 x 430 x 1800	PM36
1160 x 1500	1200 x 430 x 1800	PM46



### SMART FOLDING DISPLAY PANEL

- Available surfaces:
  - Velvet
- Display Showcase SDS01 (sold separately)
- Smart display leg SL4 (sold separately)
- Optional spotlight SSL3 (sold separately)

#### VELVET COLOUR CHART



#### PRODUCT CODE

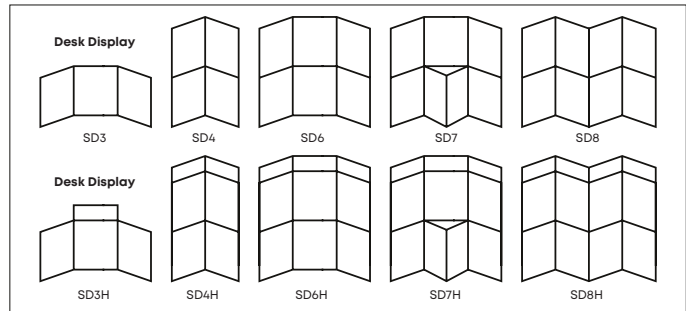
PANEL SIZE (W x H mm)	CODE
1800 x 900	SD3
1200 x 1800	SD4
1800 x 1800	SD6
1800 x 1800	SD7
2400 x 1800	SD8
1800 x 1100	SD3H
1200 x 2000	SD4H
1800 x 2000	SD6H
1800 x 2000	SD7H
2400 x 2000	SD8H



SPOTLIGHT SSL3



DISPLAY LEG SL4



DISPLAY SHOWCASE SDS01



# DISPLAY & PRESENTATION SERIES NEWSPAPER & MAGAZINE RACK



## LT SERIES



BUILD UP SIZE (W x D x H mm)	CODE
450 x 280 x 1460	LT361
500 x 370 x 1520	LT362

## LT SERIES



BUILD UP SIZE (W x D x H mm)	CODE
260 x 390 x 1370	LT333B
480 x 390 x 1370	LT379B

## DELUXE MAGAZINE RACK SERIES



BUILD UP SIZE (W x D x H mm)	CODE
730 x 420 x 1370	WPN302

## NEWS SERIES



BUILD UP SIZE (W x D x H mm)	CODE
695 x 365 x 850	NEWS68

## NM SERIES



BUILD UP SIZE (W x D x H mm)	CODE
690 x 500 x 840	NM323

## NM SERIES



BUILD UP SIZE (W x D x H mm)	CODE
690 x 500 x 1140	NM535

## NM SERIES



BUILD UP SIZE (W x D x H mm)	CODE
683 x 350 x 1110	NM501
683 x 410 x 870	NM301

## NM SERIES



BUILD UP SIZE (W x D x H mm)	CODE
635 x 360 x 1120	NM510
635 x 410 x 870	NM302

## MR SERIES



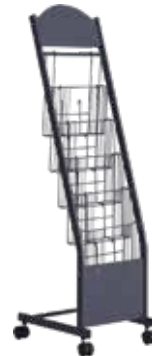
BUILD UP SIZE (W x D x H mm)	CODE
690 x 500 x 900	MR209

## MR SERIES



BUILD UP SIZE (W x D x H mm)	CODE
480 x 370 x 1330	MR212

## MR SERIES



BUILD UP SIZE (W x D x H mm)	CODE
370 x 350 x 1040	MR214

## MR SERIES



BUILD UP SIZE (W x D x H mm)	CODE
310 x 350 x 1080	MR1601
480 x 350 x 1080	MR1602

## MR SERIES



BUILD UP SIZE (W x D x H mm)	CODE
635 x 390 x 1500	MR201
635 x 370 x 1200	MR208

## MR SERIES



BUILD UP SIZE (W x D x H mm)	CODE
310 x 330 x 1350	MR151B
480 x 330 x 1350	MR152B

## MR SERIES



BUILD UP SIZE (W x D x H mm)	CODE
295 x 270 x 1600	MR213

# DISPLAY & PRESENTATION SERIES NEWSPAPER & MAGAZINE RACK



## MOBILE BOOK TROLLEY



**BUILD UP SIZE (W x D x H mm)**  
890 x 480 x 1000

**CODE**  
WB902



**BUILD UP SIZE (W x D x H mm)**  
700 x 300 x 1080

**CODE**  
WB903



**BUILD UP SIZE (W x D x H mm)**  
800 x 440 x 1080

**CODE**  
WB904

## KEY CABINET



Key-Lock Secure

BUILD UP SIZE (W x H x D mm)	KEY STORAGE	CODE
278 x 328 x 67	32 KEYS	WB32K
278 x 482 x 67	48 KEYS	WB48K
400 x 482 x 67	72 KEYS	WB72K
400 x 628 x 67	96 KEYS	WB96K
400 x 784 x 67	120 KEYS	WB120K
480 x 784 x 67	150 KEYS	WB150K

## KEY PANELS



KEYTAG  
WB86

BUILD UP SIZE (W x D x H mm)	CODE
900 x 76 x 600	KEY96
900 x 76 x 600	KEY126
1200 x 76 x 900	KEY220
1200 x 76 x 900	KEY290

## KICK STEP STOOL



TOP/BASE/HEIGHT (DIA/DIA/H)MM	WEIGHT(MM)	COLOUR	CODE
290 / 435 / 435	4.5	BLACK	WB1123BK
290 / 435 / 435	4.5	GREY	WB1123G
290 / 435 / 435	4.5	BLUE	WB1123BL
290 / 435 / 435	4.5	RED	WB1123R

## CELLEN SHOE RACK

## CELLO UMBRELLA STAND CECE UMBRELLA STAND



BUILD UP SIZE (W x D x H mm)	CODE
915 x 300 x 600	SR3
915 x 300 x 820	SR4



**BUILD UP SIZE (W x D x H mm)**  
730 x 300 x 630

**CODE**  
UB21



**BUILD UP SIZE (W x D x H mm)**  
350 x 180 x 600

**CODE**  
UB22

# DISPLAY & PRESENTATION SERIES TARIFOLD RANGE



## 3D SYSTEM

- Supplied with 5 or 10 A4 pivoting pockets, in polypropylene
- Side stops for optimal hold of pockets



SIZE	5 POCKETS	10 POCKETS
A4	475157	475107

## STEEL ROTARY KIT

- 1 support on round base, rotating via ball bearings
- 1 section lock to immobilise the pockets
- Supplied with 40 or 50 pockets and 5 index tabs per 10 pockets
- A4 format available



SIZE AMOUNT	BLUE	RED	YELLOW	GREEN	BLACK
A4/40 POCKETS	444401	444403	444404	444405	444407
A4/50 POCKETS	444501	444503	444504	444505	444507

## STEEL DESK STAND

- 1 light grey desk stand
- 10 to 60 pivoting pockets
- 5 tabs for every pack of 10 pockets



SIZE AMOUNT	BLUE	RED	YELLOW	GREEN	BLACK
A4/10 POCKETS	434101	434103	434104	434107	434109
A4/20 POCKETS	434201	434203	434204	434207	434209
A4/30 POCKETS	434301	434303	434304	434307	434309

## STEEL WALL KIT

- 1 wall unit in light grey metal with 4 side stops to hold the pockets
- 10 PVC rotating pockets, metal pivots
- 5 clip - on index tabs (neutral/color inserts) for 10 pockets
- Comes with screws and wall plugs
- Infinitely extendable by simply coupling items side by side. It adapts to the volume of documentation



SIZE	BLUE	RED	YELLOW	GREEN	BLACK
A4	414101	414103	414104	414105	414107

## DESIGN WALL KIT

- 10 Polypropylene pockets (recyclable) grey or blue
- Shock resistant PS plastic wall system, light grey color
- 5 Clip - on index tabs included
- Comes with screws, anchors and extension clips
- Infinitely extendable by coupling (screws included)



SIZE	GREY	BLUE
A4	714300	714301

## DESIGN DESK KIT

- 10 Polypropylene pockets (recyclable) grey or blue
- 1 wall unit, 1 base, 1 left foot and 1 right foot in grey resistant polystyrene
- Can extend to 30 pockets with design wall kit 10 pockets



SIZE	COLOUR	BLUE	EXTENSION KIT COLOUR	CODE
A4	GREY	734300	GREY	734350
A4	BLUE	734301	BLUE	734351

# DISPLAY & PRESENTATION SERIES

## DISPLAY EQUIPMENT

### EZ POSTER STAND

- Colours combination: Dark Grey and Silver
- Clip-on frame system for easy information update
- Matte plastic sheet for protection
- Suitable for both indoor and outdoor use



BUILD UP SIZE (W x D x H mm)	PAPER SIZE	CODE
280 x 340 x (840-1200)	A4	EZ4
365 x 340 x (890-1240)	A3	EZ3
490 x 340 x (950-1280)	A2	EZ2

### EA POSTER STAND

- Colours combination: Dark Grey and Silver
- Quick fold for easy storage
- No assembly required
- Matte plastic sheet for protection



BUILD UP SIZE (W x D x H mm)	PAPER SIZE	DETAILS	CODE
490 x 560 x 1040	A2	SINGLE SIDED	EA2S
490 x 560 x 1040	A2	DOUBLE SIDED	EA2D
655 x 490 x 1290	A1	SINGLE SIDED	EA1S
655 x 490 x 1290	A1	DOUBLE SIDED	EA1D

### EO POSTER STAND


- Colours combination: Dark grey and silver
- Able to showcase multiple information
- Matte plastic sheet for protection
- Suitable for both indoor and outdoor use



BUILD UP SIZE (W x D x H mm)	PAPER SIZE	CODE
380 x 340 x 1550	A4	E04
475 x 340 x 1700	A3	E03

### DIDI DISPLAY STAND

- Colours combination: Dark Grey and Silver
- Able to tilt at a preferred angle
- Suitable for both indoor and outdoor use



BUILD UP SIZE (W x D x H mm)	TRAY (W x H mm)	CODE
360 x 340 x (820-1200)	450 x 320	DD88

# DISPLAY & PRESENTATION SERIES

## DISPLAY EQUIPMENT

### STAINLESS STEEL SIGN BOARD


- Available in two (2) sizes
- Available in two (2) orientation
- High-quality stainless steel and heavy base for extra stability



BOARD SIZE (W x H mm)	BASE/POLE/HEIGHT (DIA/DIA/H mm)	SIZE ORIENTATION	CODE
210 x 297	320 / 50 / 1270	A4/PORTRAIT	SA4P
297 x 210	320 / 50 / 1270	A4/LANDSCAPE	SA4L
297 x 420	320 / 50 / 1460	A3/PORTRAIT	SA3P
420 x 297	320 / 50 / 1400	A3/LANDSCAPE	SA3L

### BARRICADE

- Main structure steel diameter : 32mm
- Grill structure steel diameter : 20mm
- Epoxy powder coated for durability



BUILD UP SIZE (W x D x H mm)	CODE
1250 x 550 x 1100	BC4
1520 x 550 x 1100	BC5
1790 x 550 x 1100	BC6
2320 x 550 x 1100	BC8

### COMMERCIAL SIGNAGE

- Customisation Available:
- Colour customisation
  - Sticker wrap



BUILD UP SIZE (W x D x H mm)	CODE
600 x 400 x 1600	ST26

### FLAG POLE

- Suitable for general office and indoor use



BASE/POLE/HEIGHT (DIA/DIA/H mm)	CODE
320 / 50 / 1800	FP222
320 / 50 / 2400	FP333
380 / 50 / 3000	FP444

### BUNTING STAND

- Customisation Available:
- Colour customisation
  - Sticker wrap



HEIGHT/BASE (H / DIA mm)	DETAILS	CODE
(1450 - 2600) / 300	SINGLE SIDED	BB88
(1450 - 2600) / 300	DOUBLE SIDED	BB99



# DISPLAY & PRESENTATION SERIES

## DISPLAY EQUIPMENT



### DELUXE Q-UP STAND

- Available in three (3) belt colours:
  - Red, Blue and Black
- Add-On Signage QS88 – Portrait (Sold Separately)
- Add-On Signage QS99 – Landscape (Sold Separately)

#### BELT COLOUR



QS88



QS99



#### PRODUCT CODE

BASE/POLE/HEIGHT (DIA/DIA/H mm)	BELT LENGTH (mm)	COLOUR	WEIGHT (KG)	CODE	ADD-ON SIGNAGE SIZE ORIENTATION	CODE
320 / 50 / 910	2100	BLUE	7.5	QP33B	A4/PORTRAIT	QS88
320 / 50 / 910	2100	RED	7.5	QP33R	A4/LANDSCAPE	QS99
320 / 50 / 910	2100	BLACK	7.5	QP33BK		

#### ADD-ON SIGNAGE

### CLASSIC Q-UP STAND

- High-quality stainless steel and heavy base for extra stability
- Available in 2 lengths: 1500mm and 2000mm
- Round Top QP22
- Flat Top QP11



QP11



QP22



#### PRODUCT CODE

BASE/POLE/HEIGHT (DIA/DIA/H mm)	WEIGHT (KG)	CODE	CLASSIC Q-UP ROPE LENGTH (mm)	COLOUR	CODE
320 / 50 / 910	7.0	QP11	1500	BLUE	QR15B
320 / 50 / 960	8.0	QP22	2000	BLUE	QR2B
			1500	RED	QR15R
			2000	RED	QR2R

#### CLASSIC Q-UP ROPE

# DISPLAY & PRESENTATION SERIES ROSTRUM & PRESENTATION

## PRO WHITE

- Castors for mobility and able to lock for extra stability
- Tear proof and fire-retardant projector screen
- Matte surface material able to enhance sharper projected image



BOARD SIZE (W x H mm)	BUILD UP SIZE (W x D x H mm)	CODE
2400 x 1200	2400 x 620 x 2360	PW48

## TRIPOD SCREEN


- Heavy duty steel tripod legs
- White smooth viewing surface
- Black border to gain the best video quality



SCREEN SIZE (W x H mm)	CODE
1520 x 1520	WCT55
1830 x 1830	WCT66
2130 x 2130	WCT77
2440 x 2440	WCT88

## CLASSIC SCREEN

- Steel casting with advanced roller mechanism
- Auto-fix function, can stop at any position
- Black border to gain the best video quality
- Remote automated available (request for quote)



SCREEN SIZE (W x H mm)	CODE	SCREEN SIZE (W x H mm)	CODE
1830 x 1830	WCM66	2400 x 2400	WCM88
2130 x 2130	WCM77	3050 x 2440	WCM810
2440 x 1830	WCM68	3050 x 3050	WCM1010

## EXECUTIVE ROSTRUM

- PU leather top surface
- Heavy base for stability



PU Leather Top Surface



Heavy Base for Stability



BUILD UP SIZE (W x D x H mm)	CODE
490 x 490 x 1160	ROS100

## COMPACT ROSTRUM

- Double worktop surfaces
- Castors for mobility and able to lock for extra stability



Double Worktop Surfaces



Castors for Mobility & Able to Lock for Extra Stability



BUILD UP SIZE (W x D x H mm)	CODE
500 x 430 x 1200	ROS12

## PLUS ROSTRUM

- Multifunctional steel surface
- Castors for mobility and able to lock for extra stability



Multifunctional Steel Surface



Castors for Mobility & Able to Lock for Extra Stability



BUILD UP SIZE (W x D x H mm)	CODE
550 x 710 x (1030 - 1180)	ROS11

## CLASSIC ROSTRUM

- Open shelf (ROS88)
- Swing door with lock (ROS99)



ROS88



ROS99



Front View

BUILD UP SIZE (W x D x H mm)	CODE
635 x 483 x 1143	ROS88
635 x 483 x 1143	ROS99

## MINI ROSTRUM



BUILD UP SIZE (W x D x H mm)	CODE
310 x 260 x 330	ROS120

# DISPLAY & PRESENTATION SERIES UTILITY BOX & STAND



## COMPLAINT & SUGGESTION

- Handle your company's concerns with care

## FIRST AID

- A priority in any home or office

## LUCKY DRAW & DONATION

- No matter the need, we have something for every occasion



WB605

WB615



WB630

WB635



WB620

WB625

### BUILD UP SIZE (W x D x H mm)

220	x	110	x	290
250	x	130	x	310

### CODE

WB605
WB615

### BUILD UP SIZE (W x D x H mm)

300	x	110	x	270
340	x	130	x	290

### CODE

WB630
WB635

### BUILD UP SIZE (W x D x H mm)


300	x	300	x	300
320	x	160	x	320

### CODE

WB620
WB625

## WB123 STAND

- Suitable for board sizes between width 900-2400mm & height 600-1200mm




## MC12 STAND

- Board holder height adjustable stand
- Suitable for certain board sizes only



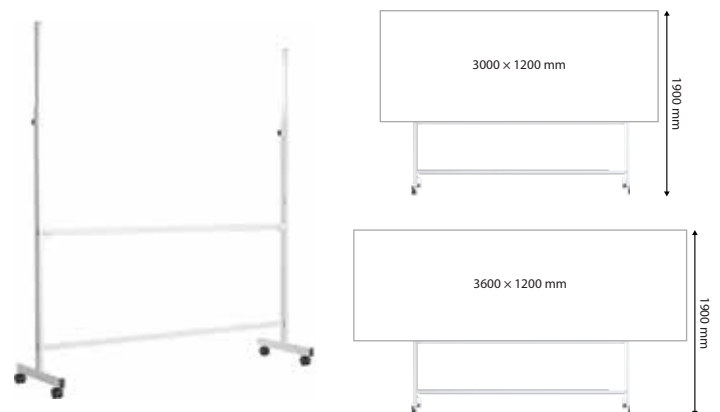
## MC3 STAND

- Available surfaces:
  - Coated Steel and Non-Magnetic Surface.
- Furnished with safety corner caps.
- Foldable pen tray for markers and erasers



## MC4 STAND

- Board holder height adjustable stand
- Suitable for large board sizes only



# DISPLAY & PRESENTATION SERIES PLAN HANGER

## CENA PLAN HANGER STAND

- Compatible with AO and A1 Plan Hanger Clamps (Sold Separately)
- Colours combination: Dark Grey and Silver
- High-quality round shape steel build
- Castors for mobility and able to lock for extra stability
- Front-loading plan hanger stand
- Fit up to 25 plan hanger clamps
- High-quality springs are capable of holding large capacity of plan sheets
- Made of strong and lightweight aluminium
- Smart design to fit top and front-loading plan hanger stand



BUILD UP SIZE (W x D x H mm)	PLAN HANGER STORAGE	CODE
535 x 660 x 1365	MAXIMUM 15	PHS188
685 x 660 x 1365	MAXIMUM 25	PHS288
990 x 660 x 1365	MAXIMUM 35	PHS388



Front-Loading



Castors for Mobility




High-quality round shape steel build

## TERRA PLAN HANGER STAND

- Specific plan hanger stand size compatible with AO or A1 Plan Hanger Clamps (Sold Separately)
- High-quality square shape steel build
- Castors for mobility and able to lock for extra stability
- Top-loading plan hanger stand
- Fit up to 20 plan hangers only
- High-quality springs are capable of holding large capacity of plan sheets
- Made of strong and lightweight aluminium
- Smart design to fit top and front-loading plan hanger stand



BUILD UP SIZE (W x D x H mm)	PLAN HANGER STORAGE	CODE
725 x 620 x 1120	MAXIMUM 20	PHS199
940 x 620 x 1400	MAXIMUM 20	PHS299



Top-Loading



Castors for Mobility

## ZETA PLAN HANGER STAND

- Compatible with AO and A1 Plan Hanger Clamps (Sold Separately)
- Colours combination: Dark Grey and Silver
- High-quality oval shape steel build
- Castors for mobility and able to lock for extra stability
- Front-loading plan hanger stand
- Fit up to 25 plan hanger clamps
- High-quality springs are capable of holding large capacity of plan sheets
- Made of strong and lightweight aluminium
- Smart design to fit top and front-loading plan hanger stand



BUILD UP SIZE (W x D x H mm)	PLAN HANGER STORAGE	CODE
700 x 650 x 1350	MAXIMUM 25	ZT25



Front-Loading



Castors for Mobility

# DISPLAY & PRESENTATION SERIES BOARD



## DUAL BOARD

- Available surfaces:
  - Velvet, Fabric, Foam, Cork & Softboard



### VELVET COLOUR CHART



### FOAM COLOUR CHART



### CORK BOARD



### SOFTBOARD



### FABRIC COLOUR CHART



BUILD UP SIZE (W x H mm)	VELVET	FABRIC	FOAM	CORK	SOFT BOARD
900 x 600	DUV23	DUT23	DUF23	DUC23	DUS23
1200 x 900	DUV34	DUT34	DUF34	DUC34	DUS34
1200 x 1200	DUV44	DUT44	DUF44	DUC44	DUS44
1800 x 1200	DUV46	DUT46	DUF46	DUC46	DUS46
2400 x 1200	DUV48	DUT48	DUF48	DUC48	DUS48

## BELLA DISPLAY CASE

- Available surfaces:
  - Velvet, Fabric, Foam, Cork & Softboard



### VELVET COLOUR CHART



### FOAM COLOUR CHART



### CORK BOARD




### FABRIC COLOUR CHART



BUILD UP SIZE (W x H mm)	VELVET	FABRIC	FOAM	CORK
600 x 450	DCV15	DCT15	DCF15	DCC15
900 x 600	DCV23	DCT23	DCF23	DCC23
1200 x 900	DCV34	DCT34	DCF34	DCC34
1500 x 900	DCV35	DCT35	DCF35	DCC35
1800 x 900	DCV36	DCT36	DCF36	DCC36
1200 x 1200	DCV44	DCT44	DCF44	DCC44
1500 x 1200	DCV45	DCT45	DCF45	DCC45
1800 x 1200	DCV46	DCT46	DCF46	DCC46

## PEG BOARD

- Wooden frame profile depth : 203mm
- Available in three (3) metal holder sizes
- Customised metal peg panel available



HOLDER SIZE (W x H mm)	CODE
80 x 200 x 25	MHS
110 x 200 x 25	MHM
150 x 200 x 25	MHL

BOARD SIZE (W x H mm)	ALUMINIUM FRAME	WOODEN FRAME
900 x 600	PEG23	-
1200 x 900	PEG34	PEG34G
1500 x 1200	PEG45	PEG45G
1800 x 1200	PEG46	PEG46G
2400 x 1200	PEG48	PEG48G

# DISPLAY & PRESENTATION SERIES

## JUNIOR RANGE

### DEXI BOBO

- Available in single and double sided coated steel writing surface
- Assorted frame and basket colours
- Epoxy powder coated finishing for long term durability



BOARD SIZE (W x H mm)	BUILD UP SIZE (W x D x H mm)	DETAILS	CODE
600 x 600	640 x 790 x 1210	SINGLE SIDED	DXA2S
600 x 600	640 x 790 x 1210	DOUBLE SIDED	DXA2D
900 x 600	940 x 790 x 1210	SINGLE SIDED	DXA1S
900 x 600	940 x 790 x 1210	DOUBLE SIDED	DXA1D

### DEXI COCO

- Double sided coated steel writing surface
- Assorted frame and basket colours
- Epoxy powder coated finishing for long term durability



BOARD SIZE (W x H mm)	BUILD UP SIZE (W x D x H mm)	DETAILS	CODE
600 x 900	640 x 520 x 1220	DOUBLE SIDED	DXTA1

### DEXI TROLLEY

- Available in three (3) different sizes
- Assorted basket colours
- Epoxy powder coated finishing for long term durability



BUILD UP SIZE (W x D x H mm)	DETAILS	CODE
350 x 360 x 860	4 TRAY	DX4
650 x 360 x 860	6 TRAY	DX6
955 x 360 x 860	9 TRAY	DX9

### COMPACT BOARD

- Available in 2 sizes
- Castors for mobility and able to lock for extra stability
- Epoxy powder coated finishing for long term durability



BOARD SIZE (W x H mm)	BUILD UP SIZE (W x D x H mm)	CODE
450 x 600	490 x 540 x 1110	COM15
600 x 600	640 x 540 x 1110	COM22

**DSOP**<sup>®</sup>  
SINCE 1982  
Completing Your Workspace

**Ofis**  
workspace of TOMORROW

# DISPLAY & PRESENTATION SERIES



**DSOP OFFICE SYSTEM & SUPPLIES SDN. BHD.** 198601004479 (153639-H)

**PRAI HQ**

2688, Jalan Perusahaan,  
Kawasan Perusahaan Perai,  
13600 Prai, Penang.

☎04-305 6678

**GEORGE TOWN**

(Opp. Balai Polis Patani Road)  
276, Jalan Dato Keramat,  
10150 George Town, Penang.

☎04-228 7888

**CHAI LENG PARK**

(Opp. SHELL)  
1286 & 1287, Jalan Baru,  
13700 Prai, Penang.

☎04-399 2328

**SUNGAI PETANI /  
ALOR SETAR**

☎019-563 8127