

TABLE OF CONTENT



01	DIRECTOR TABLE SERIES	01 ANTLER Series 02 KLIFF Series 03 ANDORA Series 04 LUX Series 05 ALEXIS Series 06 GRANDE Series 07 ROCHER Series 08 LATTICE Series 09 ABRAHAM Series MARS 520 Series BRILLIANT Series VALIDO Series 10 CAPRI Series MARS 320 Series SEN II Series TETRIX Series
11	WORKSTATION SERIES	11 Height Adjustable Desk 12 FX Series 13 FX Series Wooden Storage System 14 FS GREY Series 15 FS GREY Series Wooden Storage System 16 FS THUJA LIGHT Series 17 FX THUJA LIGHT Series Wooden Storage System 18 EAZY Series 19 FS MAPLE Series 20 FS MAPLE CHERRY Series Wooden Storage System 21 FM Series 22 FO Series 23 FM FO Series Wooden Storage System 24 MILA Series 25 MILA Series Wooden Storage System 26 FLEXX Series 27 FLEXX Series Wooden Storage System 28 FUZE Series 29 MAYBACH Series 30 LOOP Series 31 SMILE Series 32 VISTA Series 33 UZUO Series 34-35 FUZE MAYBACH LOOP SMILE VISTA UZUO Series Wooden Storage System 36 HAWK Series 37 NOVA Series 38 SN Series 39 HAWK NOVA SN Series Wooden Storage System
40	CONFERENCE SERIES	40-41 Conference & Discussion Series
42	MODULAR DESKING SERIES	42 Modular Desking System 43 Open Plan Partition
44	RECEPTION SERIES	44 Reception Counter Series
45	CHAIR & SETTEE SERIES	45 Bench & Public Seating Series 46 Benithem Chair Series 47 Promotion Chair Series 48-49 PU Chair Series 50-51 Mesh Chair Series 52-53 Fabric Chair Series 54-55 Ofis Premier Chair Series 56-57 Settee Series
58	STEEL SERIES	58-59 Steel Storage Series 60 Ofis Premier Steel Storage Series 61 System Racking Series
62	HIGH SECURITY SAFE SERIES	62 CHUBB Safes Series 63 Ofis Premier Safes Series
64	EDUCATION SERIES	64 Library Series 65 System Folding Table & Education Series
66	HOSPITALITY SERIES	66-67 Cafe Series & Mix & Match Series 68 Fibreglass Series
69	OFFICE EQUIPMENT SERIES	69 Stainless Steel & Recycle Bin Series 70-71 Presentation & Display Supplies Series 72 Auditorium Seating Passport / Handphone Locker ABS / Polypropylene Locker ESD Chair 73 Office Machine Series



ADJUSTABLE HEIGHT DIRECTOR SERIES

MAIN TABLE



TECHNICAL SPECIFICATION

- TOP SURFACE : 25mm thk Melamine Faced Chipboard (MFC) chamfered all sides in ORISSA ASH colour
- TABLE LEG : Dual motor electric height adjustable table leg in powder coated steel
- EDGING : 1mm thk PVC in ORISSA ASH colour
- HANDLE : Hidden handle (Chamfered edge)

WRITING PAD (OPTIONAL) COLOUR OPTION



W700*D500*1.2 THK (MM) **RM 250**



WHITA OAK COLT LIFE OAK ACACIA



Side return cabinet c/w 2 soft close drawers with a digital lock.



Cable management-wooden flipper casing designed to hide away cords and wires, making your desk look tidy in a flash.



MAIN TABLE



TECHNICAL SPECIFICATION

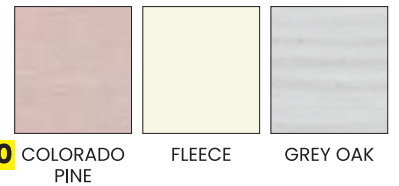
- TOP SURFACE : 40mm thk High Pressure Laminate (HPL) top in ANDREA OAK colour
- TABLE LEG : Curvature metal leg in EPOXY GRAPHITE colour
- EDGING : 1mm thk PVC flatted matching the top surface
- HANDLE : Hidden handle (Chamfered edge)

WRITING PAD (OPTIONAL)



W700*D500*1.2 THK (MM) **RM 250**

COLOUR OPTION



Side return cabinet c/w 4 soft close drawers.



Cable management-wooden flipper casing designed to hide away cords and wires, making your desk look tidy in a flash.

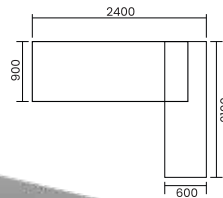


MAIN TABLE



W2400/900*D2100/600*H750 (MM)

RM 4,588



TECHNICAL SPECIFICATION

- TOP SURFACE : 40mm thk High Pressure Laminate (HPL) top in JUGLANS HINSII colour
- TABLE LEG : 40mm thk High Pressure Laminate (HPL) in JUGLANS HINSII colour
- EDGING : 1mm thk PVC flatted matched the top surface
- HANDLE : Hidden handle (Chamfered edge)

WRITING PAD (OPTIONAL)



W700*D500*1.2 THK (MM)

RM 250

COLOUR OPTION



DORIC BEECH

ERIDANI CHERRY

HIGHLAND PINE



High cabinet c/w wardrobe & planter box
W2400*D480*H2100 (MM) **RM 3,138**



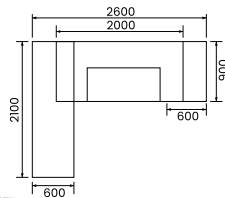
Side return cabinet c/w 4 soft close drawers.



Cable management-wooden flipper casing designed to hide away cords and wires, making your desk look tidy in a flash.



MAIN TABLE



W2600*D2100*H760 (MM)

RM 3,488

TECHNICAL SPECIFICATION

- TOP SURFACE : 41mm thk melamine laminated chipboard in MAHOGANY 2.0 colour
- PANEL : Chipboard with melamine laminated in MAHOGANY 2.0 colour
- DOOR : Chipboard with melamine laminated in BLACK colour
- EDGING : 2mm thk PVC flatted in MAHOGANY 2.0 colour
2mm thk PVC flatted in BLACK colour
- HANDLE : BLACK colour

WRITING PAD (INCLUDED)



W700*D500*1.2 THK (MM)

COLOUR OPTION



MAHOGANY 2.0



SLIDING STORAGE

Melamine laminated sliding door enhanced with aluminium lining is great not only on aesthetics but functionality as well.



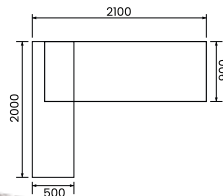
Full-size big drawers with premium profile handle so you can store more items and keep your desk clutter-free.

WALNUT 2.0

ALEXIS SERIES



MAIN TABLE



RM 3,288

TECHNICAL SPECIFICATION

- TOP SURFACE : 41mm thk melamine laminated chipboard in WALNUT 2.0 colour
- TABLE LEG : 125mm*50mm metal leg in WHITE colour
- EDGING : 2mm thk PVC flatted in WALNUT 2.0 colour
- HANDLE : Hidden handle chamfered edge

WRITING PAD (OPTIONAL)



W700*D500*1.2 THK (MM) **RM 250**

COLOUR OPTION



WALNUT 2.0



FULL-SIZE 4 big drawers with hidden handle (chamfered edge), so you can conveniently store and reach for your items when you need them.

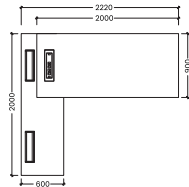


NET BOX TUM is a built in feature consisting 2 power socket boxes, 2 USB ports, telephone & LAN ports in BLACK finishing. It can be rotated manually from open to close position.



SCAN FOR VIDEO

MAIN TABLE



W2200*D900*L2000*D600*H770 (MM)

RM 2,988

TECHNICAL SPECIFICATION

- TOP SURFACE : 41mm thk chipboard with melamine lamination in SCHATTEN colour
- PANEL : Chipboard with melamine laminated in SCHATTEN colour
- DOOR : Chipboard with melamine laminated in BLACK colour
- EDGING : 2mm thk PVC flatted in SCHATTEN colour for top surface & cabinet body, 2mm thk in BLACK colour for cabinet door
- HANDLE : BLACK colour

WRITING PAD (OPTIONAL)



W700*D500*1.2 THK (MM) **RM 250**

COLOUR OPTION



SCHATTEN



Full length modesty panel



Numbering security lock



Wire casing profile



Wire management solution



* NETBOX Turn is a built in feature consisting 2 power socket boxes, 2 USB ports, telephone & LAN ports in Black finishing. It can be rotated manually from open to close position.

COMFY
LATTE

ROCHER SERIES



MAIN TABLE



TECHNICAL SPECIFICATION

- TOP SURFACE : 25mm thk chipboard melamine lamination in COMFY LATTE colour
- TABLE LEG : 25mm thk chipboard melamine lamination in COMFY LATTE colour
- EDGING : 1mm thk PVC flatted in COMFY LATTE colour for top surface
- HANDLE : Chrome

WRITING PAD (OPTIONAL) COLOUR OPTION



W700*D500*1.2 THK (MM) **RM 250**



WHITA OAK COLT LIFE OAK ACACIA



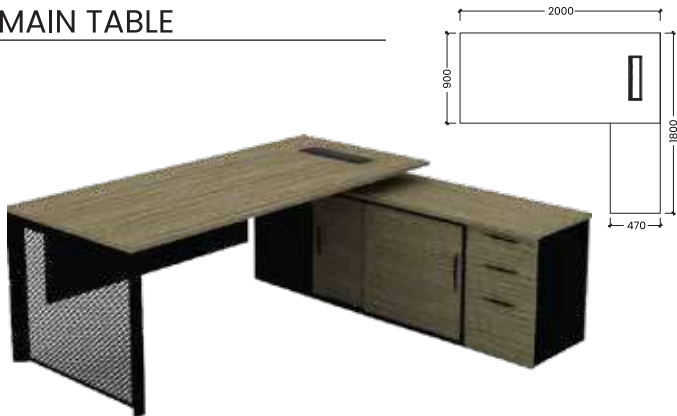
Side return cabinet with fixed pedestal and swing door with chrome handle and lock.



Cable management-wooden flipper casing designed to hide away cords and wires, making your desk look tidy in a flash.



MAIN TABLE



W2000*D900*L1800*D470*H770 (MM)

RM 2,488

TECHNICAL SPECIFICATION

- TOP SURFACE : 41mm thk melamine laminated chipboard in SAPPLE colour
- PANEL : Chipboard with melamine laminated in SAPPLE and BLACK colour
- DOOR : Chipboard with melamine laminated in SAPPLE colour
- EDGING : 2mm thk PVC flatted in SAPPLE colour for top surface & cabinet body
- HANDLE : BLACK colour
- TABLE LEG : Wire mesh with metal leg in BLACK colour

WRITING PAD (OPTIONAL)



W700*D500*1.2 THK (MM) **RM 250**

COLOUR OPTION



SAPPLE



Mesh wire modern metal leg lends a soft look to the overall aesthetic of the desk.



Open shelf storage enables easy access to files and can double as decorative display.



Flipper casing is designed to manage cables and wires properly to maintain a neat look.



Private drawer with ball bearing slide (full extension) and cyber lock set (grade A) used for storing important documents and more personal items.

ABRAHAM SERIES

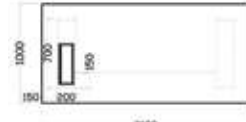
DIRECTOR SET - ASSORTED COLOURS



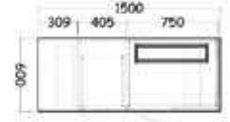
01 Director Table
W2100*D1000*H750
RM 2,080

03 Side Return
W1500*D600*H600
RM 1,158

02 Back Cabinet
W2250*D450*H1800
RM 3,188



Director Table



Back Cabinet

MARS 520 SERIES

DIRECTOR SET - THUJA LIGHT ONLY

01 MARS-520-2100
Director Table
W2100*D2100*H750
RM 2,588

01 MARS-520-2400
Director Table
W2400*D2100*H750
RM 2,828

02 MARS-LC
Low Cabinet
W800*D450*H900
RM 488

03 MARS-AF
High Glass Swing Door c/w Aluminium Frame
W800*D450*H2100
RM 1,038



BRILLIANT SERIES

DIRECTOR SET - ASSORTED COLOURS



01 MGR-BR01
Director Table
W1800(750)*L2036(450)*H750
RM 2,588

02 OF-MGR-SW-9H
Medium High Swing Door Cabinet
W900*D450*H900
RM 458

03 OF-MGR-2SW-21H
High 2 Tier Swing Door Cabinet
W900*D450*H2100
RM 1,178

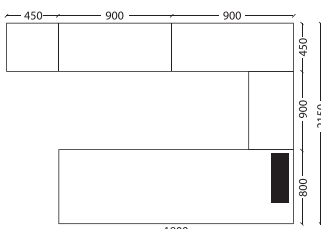


VALIDO SERIES

DIRECTOR SET - ASSORTED COLOURS



MGR-W02
Director Table
W1800(800)*L2150(450)*H750
RM 2,488



CAPRI SERIES

DIRECTOR SET - BORAS ASH ONLY

- 01 OF-CP2642**
Director Table
(Table Top 41mm)
W2307(850)*L1800(450)
*H766

RM 1,898

- 02 OF-CP-200-G1**
Swinging Glass Door
High Cabinet
W750*D450*H2000

RM 798

- 03 OF-CP-120-D1**
Swinging Door Medium Cabinet
W750*D450*H1200

RM 488



MARS 320 SERIES

DIRECTOR SET - THUJA LIGHT ONLY

- 01 MARS-320-2100**
Director Table
W2100*D900*H750

RM 1,798

- 01 MARS-320-2400**
Director Table
W2400*D900*H750

RM 2,088

- 02 MARS-320-DC**
Side Cabinet
W1400*D500*H750

RM 728

- 03 MARS-WF**
High Glass Cabinet
W800*D450*H2100

RM 1,038

- 04 MARS-LC**
Low Cabinet
W800*D450*H900

RM 488

- 05 MARS-3D**
Mobile Pedestal
W410*D500*H560

RM 328



SEN II SERIES

DIRECTOR SET - BORAS ASH ONLY

- 01 Director Table c/w Side Cabinet**
(Open Shelf + Sliding Door +
Fixed Pedestal 1D1F)
W2160(900)*L1600(450)H750

RM 1,698

- 02 Director Table c/w Side Cabinet**
(Open Shelf + Sliding Door +
Fixed Pedestal 3D)
W2160(900)*L1600(450)H750

RM 1,698



TETRIX SERIES

DIRECTOR SET - WALNUT ONLY
(TABLE TOP 41mm THK)

- 01 OF-TX 2100**
Director Table
W2100*D900*H750

RM 988

- 04 OF-TX-211-201**
Swinging Door
(4 Door)
High Cabinet
W800*D400*H2110

RM 868

- 02 OF-TX-SC**
Side Cabinet
W1200*D450*H600

RM 638

- 05 OF-TX-211-G1**
Swinging Glass Door
High Cabinet
W800*D400*H2110


RM 868

- 03 OF-TX-M2D**
Mobile Pedestal 1D1F
W400*D480*H560

RM 258



HEIGHT ADJUSTABLE DESK



HAND CRANK
2 STAGE - min 715mm, max 1145mm (Height),
speed 4mm / Crank turn
Loading Capacity - 80kgs
3 STAGE - min 605mm, max 1245mm (Height),
speed 5mm / Crank turn
Loading Capacity - 80kgs



ELECTRIC
2 STAGE - min 725mm, max 1155mm (Height),
speed 28mm per sec
Loading capacity - 120kgs
3 STAGE - min 615mm, max 1255mm (Height),
speed 38mm per sec
Loading Capacity - 120kgs

Colour options:

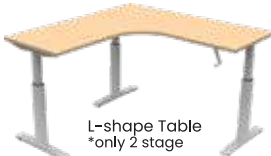
Black Beech White L.Grey Maple Cherry

SINGLE WORKSTATION



Straight Main Table

OF-HSA-1275-M
OF-HSA-1575-M
OF-HSA-1875-M



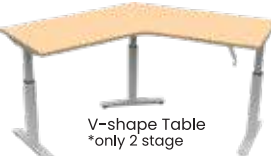
L-shape Table
*only 2 stage

OF-HLA-1560-M
OF-HLA-1860-M



D-shape Table

OF-HSA-D1890-M



V-shape Table
*only 2 stage

OF-HSA-VI260-M
OF-HSA-VI560-M

HAND CRANK			
MODEL	SIZE	PRICE	
		2 STAGES	3 STAGES
OF-HSA-1275-M	W1200*D750	RM 1,088	RM 1,258
OF-HSA-1575-M	W1500*D750	RM 1,118	RM 1,288
OF-HSA-1875-M	W1800*D750	RM 1,148	RM 1,328
OF-HSA-D1890-M	W1800*D750/900	RM 1,218	RM 1,348
OF-HLA-1560-M	W1500(600)*L1500(600)	RM 1,828	RM 1,988
OF-HLA-1860-M	W1800(600)*L1800(600)	RM 1,928	RM 2,088
OF-HSA-VI260-M	W1200(600)*L1200(600)	RM 1,938	RM 2,088
OF-HSA-VI560-M	W1500(600)*L1500(600)	RM 2,158	RM 2,288

ELECTRIC			
MODEL	SIZE	PRICE	
		2 STAGES	3 STAGES
OF-HSA-1275-E2	W1200*D750	RM 1,688	RM 1,898
OF-HSA-1575-E2	W1500*D750	RM 1,718	RM 1,928
OF-HSA-1875-E2	W1800*D750	RM 1,748	RM 1,968
OF-HSA-D1890-E2	W1800*D750/900	RM 1,828	RM 2,048
OF-HLA-1560-E2	W1500(600)*L1500(600)	RM 2,648	RM 2,828
OF-HLA-1860-E2	W1800(600)*L1800(600)	RM 2,748	RM 2,928
OF-HSA-VI260-E2	W1200(600)*L1200(600)	RM 2,758	RM 2,928
OF-HSA-VI560-E2	W1500(600)*L1500(600)	RM 2,978	RM 3,148

MEDICAL OVERBED DESK



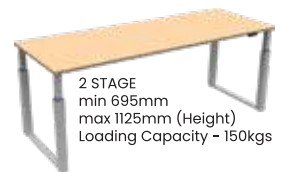
call for best price

SINGLE COLUMN WALL DESK



call for best price

CONFERENCE TABLE



2 STAGE
min 695mm
max 1125mm (Height)
Loading Capacity - 150kgs

OF-SD207-1890-UDM
W1800*D900
RM 3,518

OF-SD207-2412-UDM
W2400*D1200
RM 3,688



2 STAGE
min 715mm
max 1145mm (Height)
Loading Capacity - 150kgs

OF-SD207-1890-HDM
W1800*D900
RM 3,518

OF-SD207-2412-HDM
W2400*D1200
RM 3,688

DOUBLE WORKSTATION



T series

BACK TO BACK SERIES
*excluding snake cable & partition

OF-SD204-1200C2
OF-SD204-1500C2
OF-SD204-1800C2



U series

BACK TO BACK SERIES
*excluding snake cable & partition

OF-SD204-1200C2
OF-SD204-1500C2
OF-SD204-1800C2



H series

BACK TO BACK SERIES
*excluding snake cable & partition

OF-SD204-1200C2
OF-SD204-1500C2
OF-SD204-1800C2

ACCESSORIES

SKELETON SNAKE CABLE

CM1
W20*D70*L1200
RM 118 /set



WIRE METAL RISER BOX

CB071
W23*D63*H450
RM 100 /set



DIY BOX
(no grommet)
RM 228 /set



For Height Adjustable Desk

Cable Tray

CT112
W150*H100
RM 290 /set



T TOUCH
RM 120 /set

Anti-Collision Sensor







TECHNICAL SPECIFICATION

TOP SURFACE : 25mm thk melamine laminated chipboard in BORAS ASH colour
 TABLE LEG : 16mm thk melamine laminated chipboard in BORAS ASH colour
 MODESTY : 16mm thk melamine laminated chipboard in BORAS ASH colour
 EDGING : 2mm thk PVC in BORAS ASH colour for top surface

COLOUR OPTION



BASE



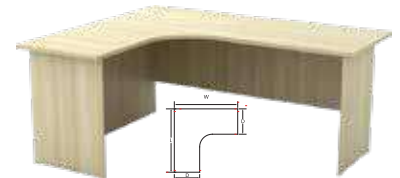
STANDARD TABLE

- OF-FX-127** W1200*D700*H750 MM **RM 270**
OF-FX-157 W1500*D700*H750 MM **RM 305**
OF-FX-187 W1800*D700*H750 MM **RM 375**
OF-FX-188 W1800*D800*H750 MM **RM 395**



STANDARD CURVE TABLE

- OF-FX-1890** W1800*D900*H750 MM **RM 435**



SUPERIOR COMPACT TABLE

- OF-FX-L1515** W1500*D600*W1500*D600*H750 MM **RM 499**
OF-FX-L1818 W1800*D600*W1500*D600*H750 MM **RM 518**



STANDARD TABLE w/o GROMMET

- OF-FX-126** W1200*D600*H750 MM **RM 250**



RECTANGULAR CONFERENCE TABLE

- OF-FX-R6** W1800*D900*H750 MM **RM 385**
OF-FX-R8 W2400*D1200*H750 MM **RM 595**



OVAL CONFERENCE TABLE

- OF-FX-O6** W1800*D900*H750 MM **RM 405**
OF-FX-O8 W2400*D1200*H750 MM **RM 625**



ROUND CONFERENCE TABLE

- OF-FX-D3** W900*D900*H750 MM **RM 250**
OF-FX-D4 W1200*D1200*H750 MM **RM 375**



SIDE TABLE

- OF-FX-106** W900*D450*H700 MM **RM 245**



RECEPTION COUNTER TOP

- OF-FX-C12** W1200*D300*H300 MM **RM 160**
OF-FX-C15 W1500*D300*H300 MM **RM 180**
OF-FX-C18 W1800*D300*H300 MM **RM 195**

FX SERIES

wooden storage system

BODY SURFACE



COLOUR OPTION



MOBILE PEDESTAL



1 DRAWER 1 FILING
OF-FX-M2D
W400*D480*H560
RM 225



3 DRAWERS
OF-FX-M3D
W400*D480*H560
RM 215



2 DRAWERS 1 FILING
OF-FX-H3D
W400*D480*H620
RM 295



4 DRAWERS
OF-FX-M4D
W400*D480*H620
RM 295



1 DRAWER 1 FILING
OF-FX-H2
W396*D468*H480
RM 188



3 DRAWERS
OF-FX-H3D
W396*D468*H480
RM 178



2 DRAWERS
OF-FX-RH2
W396*D376*H340
RM 135

FIXED PEDESTAL

750 / 910 HEIGHT CABINET



PIGEON HOLE
OF-FX-910-PG
W800*D400*H910
RM 330



SWINGING GLASS DOOR
OF-FX-910-G1
W800*D400*H910
RM 370



OPEN SHELF CABINET
OF-FX-875-O
W800*D450*H750
RM 270
OF-FX-975-O
W900*D450*H750
RM 290



SWINGING DOOR CABINET
OF-FX-875-D1
W800*D450*H750
RM 370
OF-FX-975-D1
W900*D450*H750
RM 395



SLIDING DOOR CABINET
OF-FX-875-D2
W800*D450*H750
RM 445
OF-FX-975-D2
W900*D450*H750
RM 470

OF-FX-910-O
W800*D400*H910
RM 255

OF-FX-910-D1
W800*D400*H910
RM 365

OF-FX-910-D2
W800*D400*H910
RM 405

1310 / 1710 / 2110 HEIGHT CABINET

3 LEVELS | 4 LEVELS | 5 LEVELS



SWINGING DOOR CABINET
OF-FX-211-2D1
W800*D400*H2110
RM 768



SWINGING GLASS DOOR CABINET
OF-FX-211-G1
W800*D400*H2110
RM 768



OPEN SHELF CABINET
OF-FX-131-O
W800*D400*H1310
RM 335
OF-FX-171-O
W800*D400*H1710
RM 420
OF-FX-211-O
W800*D400*H2110
RM 499



SWINGING DOOR CABINET
OF-FX-131-D1
W800*D400*H1310
RM 485
OF-FX-171-D1
W800*D400*H1710
RM 595
OF-FX-211-D1
W800*D400*H2110
RM 718



BOOK SHELF CABINET
OF-FX-131-OD1
W800*D400*H1310
RM 450
OF-FX-171-OD1
W800*D400*H1710
RM 535
OF-FX-211-OD1
W800*D400*H2110
RM 618

COMBI STORAGE



OPEN SHELF + FIXED PEDESTAL 2DIF CABINET
OF-FX-12-CE **RM 555**
W1200*D450*H750



OF-FX-12-AE **RM 660**
W1200*D450*H750



OF-FX-12-BE **RM 735**
W1200*D450*H750



DUAL OPEN SHELF CABINET
OF-FX-16M-CC **RM 515**
W1600*D450*H750
OF-FX-18M-CC **RM 560**
W1800*D450*H750



DUAL SWINGING DOOR CABINET
OF-FX-16M-AA **RM 710**
W1600*D450*H750
OF-FX-18M-AA **RM 770**
W1800*D450*H750



DUAL SLIDING DOOR CABINET
OF-FX-16M-BB **RM 860**
W1600*D450*H750
OF-FX-18M-BB **RM 920**
W1800*D450*H750



OPEN SHELF + SWINGING DOOR CABINET
OF-FX-16M-AC **RM 610**
W1600*D450*H750
OF-FX-18M-AC **RM 665**
W1800*D450*H750



OPEN SHELF + SLIDING DOOR CABINET
OF-FX-16M-BC **RM 685**
W1600*D450*H750
OF-FX-18M-BC **RM 740**
W1800*D450*H750



FS GREY SERIES



TECHNICAL SPECIFICATION

TOP SURFACE : 25mm thk melamine laminated chipboard in LIGHT GREY colour
 TABLE LEG : 16mm thk melamine laminated chipboard in DARK GREY colour
 MODESTY : 16mm thk melamine laminated chipboard in DARK GREY colour
 EDGING : 2mm thk PVC in DARK GREY colour for top surface

TOP COLOUR




LIGHT GREY

BASE



DARK GREY



STANDARD TABLE

OF-FS 1274(G) W1200*D740*H750 MM

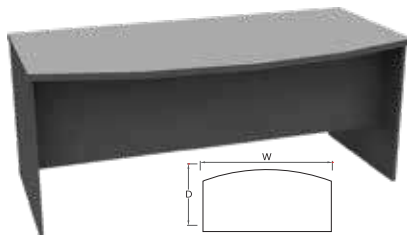
RM 185

OF-FS 1574(G) W1500*D740*H750 MM

RM 205

OF-FS 1874(G) W1800*D740*H750 MM

RM 255

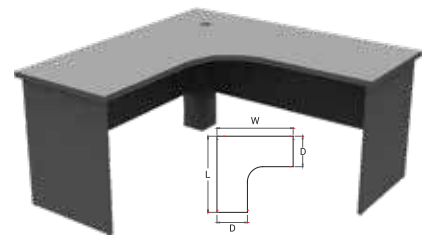


STANDARD CURVE TABLE

OF-FS D1890(G)

W1800*D900*H750 MM

RM 345



ERGONOMIC TABLE

OF-FS L1515(G)

W1500*D600*L1500*D600*H750 MM

RM 425



SIDE TABLE

OF-FS 105(G)

W1050*D450*H750 MM

RM 175



OVAL CONFERENCE TABLE

OF-FS-O6(G)

W1800*D900*H750 MM

RM 350

OF-FS-O8(G)

W2400*D1200*H750 MM

RM 450



ROUND DISCUSSION TABLE

OF-FS-D3(G)


Ø900*H750 MM

RM 245

OF-FS-D4(G)

Ø1200*H750 MM

RM 295



COUNTERISER

OF-FS-C15(G)

W1500*D300*H300 MM

RM 135

OF-FS-C18(G)

W1800*D300*H300 MM

RM 165

FS GREY SERIES

wooden storage system

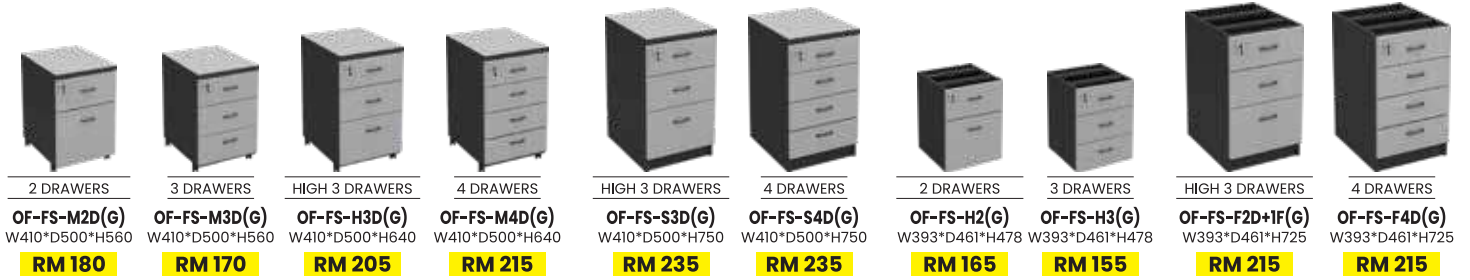


MOBILE PEDESTAL

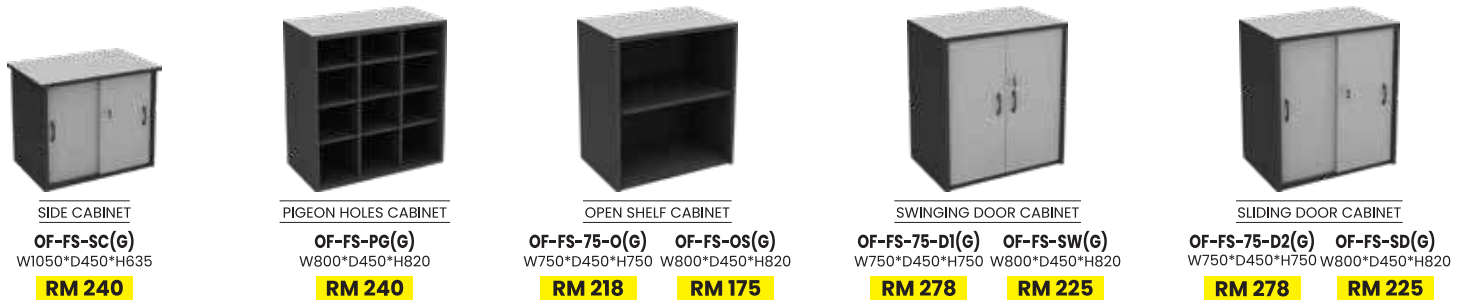
STAND PEDESTAL

HANGING PEDESTAL

FIXED PEDESTAL



635 / 750 / 820 HEIGHT CABINET




1300 / 1640 / 2100 HEIGHT CABINET

3 LEVELS | 4 LEVELS | 5 LEVELS



COMBI STORAGE





FS THUJA LIGHT SERIES




TECHNICAL SPECIFICATION

TOP SURFACE : 25mm thk melamine laminated chipboard in THUJA LIGHT colour
 TABLE LEG : 16mm thk melamine laminated chipboard in DARK GREY colour
 MODESTY : 16mm thk melamine laminated chipboard in DARK GREY colour
 EDGING : 2mm thk PVC in THUJA LIGHT colour for top surface

TOP COLOUR OPTION




BASE



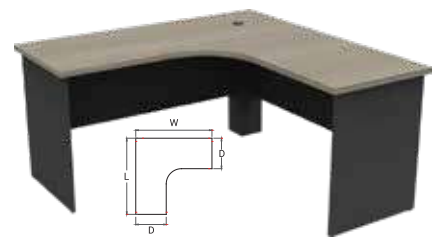
STANDARD TABLE

OF-FS 1274(TJ) W1200*D740*H750 MM **RM 265**
OF-FS 1574(TJ) W1500*D740*H750 MM **RM 308**
OF-FS 1874(TJ) W1800*D740*H750 MM **RM 398**



STANDARD CURVE TABLE

OF-FS D1890(TJ) **RM 458**
 W1800*D900*H750 MM



ERGONOMIC TABLE

OF-FS L1515(TJ) **RM 548**
 W1500*D600*L1500*D600*H750 MM



SIDE TABLE

OF-FS 105(TJ) **RM 228**
 W1050*D450*H750 MM



OVAL CONFERENCE TABLE

OF-FS O6(TJ) **RM 470**
 W1800*D900*H750 MM
OF-FS O8(TJ) **RM 730**
 W2400*D1200*H750 MM



ROUND DISCUSSION TABLE

OF-FS-D3(TJ) **RM 300**
 Ø900*H750 MM
OF-FS-D4(TJ) **RM 420**
 Ø1200*H750 MM



COUNTERISER

OF-FS-C15(TJ) **RM 175**
 W1500*D300*H300 MM
OF-FS-C18(TJ) **RM 195**
 W1800*D300*H300 MM

FS THUJA LIGHT SERIES

wooden storage system

BODY SURFACE



COLOUR OPTION



MOBILE PEDESTAL

STAND PEDESTAL

HANGING PEDESTAL

FIXED PEDESTAL

2 DRAWERS OF-FS-M2D(T/W/C) W410*D500*H560	3 DRAWERS OF-FS-M3D(T/W/C) W410*D500*H560	HIGH 3 DRAWERS OF-FS-H3D(T/W/C) W410*D500*H640	4 DRAWERS OF-FS-M4D(T/W/C) W410*D500*H640	HIGH 3 DRAWERS OF-FS-S3D(T/W/C) W410*D500*H750	4 DRAWERS OF-FS-S4D(T/W/C) W410*D500*H750	2 DRAWERS OF-FS-H2(T/W/C) W393*D461*H478	3 DRAWERS OF-FS-H3(T/W/C) W393*D461*H478	HIGH 3 DRAWERS OF-FS-F2D+1F(T/W/C) W393*D461*H725	4 DRAWERS OF-FS-F4D(T/W/C) W393*D461*H725
RM 248	RM 238	RM 288	RM 288	RM 298	RM 298	RM 190	RM 185	RM 288	RM 288

635 / 750 / 820 HEIGHT CABINET

SIDE CABINET OF-FS-SC(T/W/C) W1050*D450*H635	PIGEON HOLES CABINET OF-FS-PG(T/W/C) W800*D450*H820	OPEN SHELF CABINET OF-FS-75-O(T/W/C) W750*D450*H750 OF-FS-OS(T/W/C) W800*D450*H820	SWINGING DOOR CABINET OF-FS-75-DI(T/W/C) W750*D450*H750 OF-FS-SW(T/W/C) W800*D450*H820	SLIDING DOOR CABINET OF-FS-75-D2(T/W/C) W750*D450*H750 OF-FS-SD(T/W/C) W800*D450*H820
RM 330	RM 310	RM 308 RM 230	RM 398 RM 305	RM 398 RM 305

1300 / 1640 / 2100 HEIGHT CABINET

3 LEVELS | 4 LEVELS | 5 LEVELS

SLIDING DOOR CABINET OF-FS-130-D2(T/W/C) W900*D450*H1300	OPEN SHELF CABINET OF-FS-130-O(T/W/C) W900*D450*H1300 OF-FS-HOS(T/W/C) W800*D450*H1640 OF-FS-210-O(T/W/C) W900*D450*H2100	SWINGING DOOR CABINET OF-FS-130-DI(T/W/C) W900*D450*H1300 OF-FS-WR(T/W/C) W800*D450*H1640 OF-FS-210-DI(T/W/C) W900*D450*H2100	BOOK SHELF CABINET OF-FS-CUP(T/W/C) (WITHOUT GLASS) W800*D450*H1640 OF-FS-SG(T/W/C) (WITH GLASS) W800*D450*H1640 OF-FS-210-GI(T/W/C) (WITH GLASS) W900*D450*H2100
RM 499	RM 388 RM 358 RM 488	RM 499 RM 618 RM 788	RM 538 RM 698 RM 888

COMBI STORAGE

PEDESTAL + SWINGING DOOR CABINET OF-FS-12AE(T/W/C) W1300*D470*H750	PEDESTAL + SLIDING DOOR CABINET OF-FS-12BE(T/W/C) W1300*D470*H750	PEDESTAL + OPEN SHELF CABINET OF-FS-12CE(T/W/C) W1300*D470*H750	SLIDING DOOR + CPU STORAGE CABINET OF-FS-12BF(T/W/C) W1200*D500*H750	OPEN SHELF + OPEN SHELF CABINET OF-FS-15M-CC(T/W/C) W1500*D450*H750 OF-FS-18M-CC(T/W/C) W1800*D450*H750
RM 808	RM 798	RM 698	RM 548	RM 678 RM 768
SWING DOOR + SWING DOOR CABINET OF-FS-15M-AA(T/W/C) W1500*D450*H750 OF-FS-18M-AA(T/W/C) W1800*D450*H750	SWING DOOR + SLIDING DOOR CABINET OF-FS-15M-AB(T/W/C) W1500*D450*H750 OF-FS-18M-AB(T/W/C) W1800*D450*H750	SWING DOOR + OPEN SHELF CABINET OF-FS-15M-AC(T/W/C) W1500*D450*H750 OF-FS-18M-AC(T/W/C) W1800*D450*H750	SLIDING DOOR + SLIDING DOOR CABINET OF-FS-15M-BB(T/W/C) W1500*D450*H750 OF-FS-18M-BB(T/W/C) W1800*D450*H750	SLIDING DOOR + OPEN SHELF CABINET OF-FS-15M-BC(T/W/C) W1500*D450*H750 OF-FS-18M-BC(T/W/C) W1800*D450*H750
RM 818 RM 878	RM 818 RM 878	RM 718 RM 778	RM 818 RM 878	RM 718 RM 778

• Images provided are for illustration purposes only. • Prices quoted are subject to change without prior notice & while stocks last.
• Terms & conditions apply. • While every care is taken in the preparation of this flyer any inaccuracy or omission is much regretted.




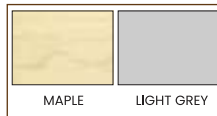
EAZY SERIES



TECHNICAL SPECIFICATION

TOP SURFACE : 25mm thk melamine laminated chipboard in MAPLE colour
 TABLE LEG : Steel leg in DARK GREY colour only
 MODESTY : Steel
 EDGING : 2mm thk PVC in MAPLE colour for top surface


COLOUR OPTION



LEG

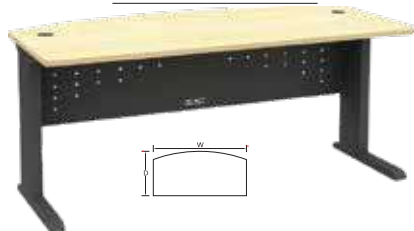


STRAIGHT MAIN TABLE



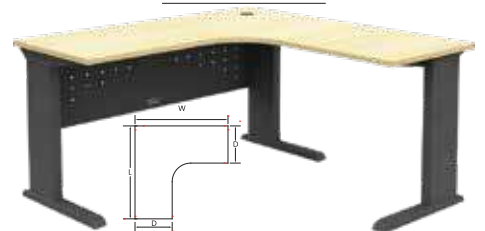
- OF-EZ-MT4** W1200*D750*H750 MM **RM 378**
- OF-EZ-MT5** W1500*D750*H750 MM **RM 418**
- OF-EZ-MT6** W1800*D750*H750 MM **RM 448**

CURVE MAIN TABLE



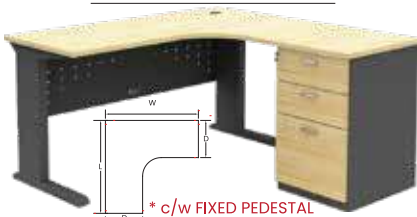
- OF-EZ-MTC** W1800*D900*H750 MM **RM 518**

L-SHAPE TABLE



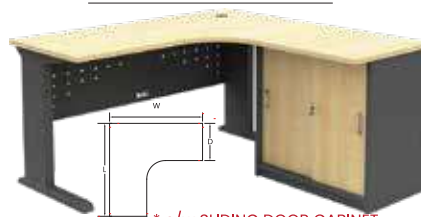
- OF-EZ-LS15** W1500*D600*L1500* D600*H750 MM **RM 598**
- OF-EZ-LS18** W1800*D600*L1800* D600*H750 MM **RM 698**

EXECUTIVE L-SHAPE TABLE



- OF-EZ-LS15FP** W1500*D600*L1500* D600*H750 MM **RM 728**
- OF-EZ-LS18FP** W1800*D600*L1800* D600*H750 MM **RM 798**

EXECUTIVE L-SHAPE TABLE



- OF-EZ-LS15FC** W1500*D600*L1500* D600*H750 MM **RM 758**
* c/w SLIDING DOOR CABINET
- *Fixed Sliding Door Cabinet: W746*D390*H725 MM
- OF-EZ-LS18FC** W1800*D600*L1800* D600*H750 MM **RM 848**
*Fixed Sliding Door Cabinet: W896*D390*H725 MM

MONARCH CONCEPT



- OF-C2-MONARCH12** W1200*D1500* H750 / 1050 MM **RM 1,138**
- OF-C2-MONARCH15** W1500*D1500* H750 / 1050 MM **RM 1,238**
- OF-C2-MONARCH18** W1800*D1500* H750 / 1050 MM **RM 1,338**




FS MAPLE SERIES



TECHNICAL SPECIFICATION

TOP SURFACE : 25mm thk melamine laminated chipboard in MAPLE colour
 TABLE LEG : 16mm thk melamine laminated chipboard in DARK GREY colour
 MODESTY : 16mm thk melamine laminated chipboard in DARK GREY colour
 EDGING : 2mm thk PVC in MAPLE colour for top surface

TOP COLOUR OPTION

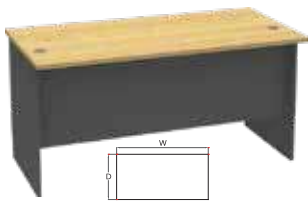


MAPLE CHERRY

BASE

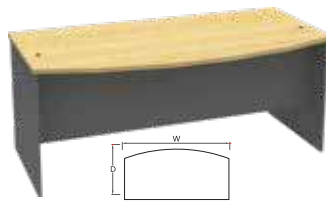


DARK GREY



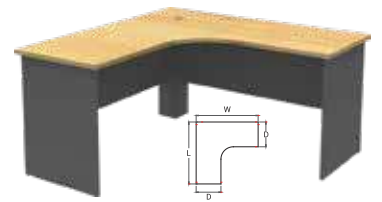
STANDARD TABLE

- OF-FS 1274(M)** **RM 205**
W1200*D740*H750 MM
- OF-FS 1574(M)** **RM 220**
W1500*D740*H750 MM
- OF-FS 1874(M)** **RM 275**
W1800*D740*H750 MM



STANDARD CURVE TABLE

- OF-FS D1890(M)** **RM 355**
W1800*D900*H750 MM



ERGONOMIC TABLE

- OF-FS L1515(M)** **RM 435**
W1500*D600*L1500*
D600*H750 MM



SIDE TABLE

- OF-FS 105(M)** **RM 190**
W1050*D450*H750 MM




OVAL CONFERENCE TABLE

- OF-FS-O6(M)** **RM 380**
W1800*D900*H750 MM
- OF-FS-O8(M)** **RM 480**
W2400*D1200*H750 MM



ROUND DISCUSSION TABLE

- OF-FS-D3(M)** **RM 255**
Ø900*H750 MM
- OF-FS-D4(M)** **RM 305**
Ø1200*H750 MM



COUNTERISER

- OF-FS-C15(M)** **RM 145**
W1500*D300*H300 MM
- OF-FS-C18(M)** **RM 175**
W1800*D300*H300 MM

• Images provided are for illustration purposes only. • Prices quoted are subject to change without prior notice & while stocks last.
 • Terms & conditions apply. • While every care is taken in the preparation of this flyer any inaccuracy or omission is much regretted.

FS MAPLE | CHERRY SERIES

wooden storage system

COLOUR OPTION



BODY SURFACE



MOBILE PEDESTAL

STAND PEDESTAL

HANGING PEDESTAL

FIXED PEDESTAL

2 DRAWERS OF-FS-M2D(M)/(C) W410*D500*H560	3 DRAWERS OF-FS-M3D(M)/(C) W410*D500*H560	HIGH 3 DRAWERS OF-FS-H3D(M)/(C) W410*D500*H640	4 DRAWERS OF-FS-M4D(M)/(C) W410*D500*H640	HIGH 3 DRAWERS OF-FS-S3D(M)/(C) W410*D500*H750	4 DRAWERS OF-FS-S4D(M)/(C) W410*D500*H750	2 DRAWERS OF-FS-H2(M)/(C) W393*D461*H478	3 DRAWERS OF-FS-H3(M)/(C) W393*D461*H478	HIGH 3 DRAWERS OF-FS-F2D+1F(M)/(C) W393*D461*H725	4 DRAWERS OF-FS-F4D(M)/(C) W393*D461*H725
RM 215	RM 205	RM 240	RM 240	RM 260	RM 260	RM 175	RM 165	RM 240	RM 240

635 / 750 / 820 HEIGHT CABINET

SIDE CABINET OF-FS-SC(M)/(C) W1050*D450*H635	PIGEON HOLES CABINET OF-FS-PG(M)/(C) W800*D450*H820	OPEN SHELF CABINET OF-FS-75-O(M)/(C) OF-FS-OS(M)/(C) W750*D450*H750 W800*D450*H820	SWINGING DOOR CABINET OF-FS-75-DI(M)/(C) OF-FS-SW(M)/(C) W750*D450*H750 W800*D450*H820	SLIDING DOOR CABINET OF-FS-75-D2(M)/(C) OF-FS-SD(M)/(C) W750*D450*H750 W800*D450*H820
RM 255	RM 250	RM 238 RM 185	RM 308 RM 245	RM 308 RM 245

1300 / 1640 / 2100 HEIGHT CABINET

3 LEVELS | 4 LEVELS | 5 LEVELS

SLIDING DOOR CABINET OF-FS-130-D2(M)/(C) W900*D450*H1300	OPEN SHELF CABINET OF-FS-130-O(M)/(C) W900*D450*H1300	SWINGING DOOR CABINET OF-FS-130-DI(M)/(C) W900*D450*H1300	BOOK SHELF CABINET OF-FS-CUP(M)/(C) (WITHOUT GLASS) W800*D450*H1640
RM 398	RM 318	RM 398	RM 425
	OF-FS-HOS(M)/(C) W800*D450*H1640	OF-FS-WR(M)/(C) W800*D450*H1640	OF-FS-SG(M)/(C) (WITH GLASS) W800*D450*H1640
	RM 355	RM 460	RM 598
	OF-FS-210-O(M)/(C) W900*D450*H2100	OF-FS-210-DI(M)/(C) W900*D450*H2100	OF-FS-210-GI(M)/(C) (WITH GLASS) W900*D450*H2100
	RM 448	RM 618	RM 738

COMBI STORAGE

PEDESTAL + SWINGING DOOR CABINET OF-FS-12AE(M)/(C) W1300*D470*H750	PEDESTAL + SLIDING DOOR CABINET OF-FS-12BE(M)/(C) W1300*D470*H750	PEDESTAL + OPEN SHELF CABINET OF-FS-12CE(M)/(C) W1300*D470*H750	SLIDING DOOR + CPU STORAGE CABINET OF-FS-12BF(M)/(C) W1200*D500*H750	OPEN SHELF + OPEN SHELF CABINET OF-FS-15M-CC(M)/(C) OF-FS-18M-CC(M)/(C) W1500*D450*H750 W1800*D450*H750
RM 598	RM 598	RM 518	RM 358	RM 438 RM 508
SWING DOOR + SWING DOOR CABINET OF-FS-15M-AA(M)/(C) OF-FS-18M-AA(M)/(C) W1500*D450*H750 W1800*D450*H750	SWING DOOR + SLIDING DOOR CABINET OF-FS-15M-AB(M)/(C) OF-FS-18M-AB(M)/(C) W1500*D450*H750 W1800*D450*H750	SWING DOOR + OPEN SHELF CABINET OF-FS-15M-AC(M)/(C) OF-FS-18M-AC(M)/(C) W1500*D450*H750 W1800*D450*H750	SLIDING DOOR + SLIDING DOOR CABINET OF-FS-15M-BB(M)/(C) OF-FS-18M-BB(M)/(C) W1500*D450*H750 W1800*D450*H750	SLIDING DOOR + OPEN SHELF CABINET OF-FS-15M-BC(M)/(C) OF-FS-18M-BC(M)/(C) W1500*D450*H750 W1800*D450*H750
RM 588 RM 648	RM 588 RM 648	RM 508 RM 558	RM 588 RM 648	RM 508 RM 558



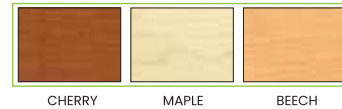
FM SERIES



TECHNICAL SPECIFICATION

TOP SURFACE : 25mm thk melamine chipboard in CHERRY colour
 TABLE LEG : 16mm thk melamine laminated chipboard in CHERRY & WHITE colour
 MODESTY : 16mm thk melamine laminated chipboard in WHITE colour
 EDGING : 2mm thk PVC in CHERRY colour for top surface

TOP COLOUR OPTION



BASE



WRITING TABLE



WRITING TABLE



SIDE RETURN TABLE

FM-127 W1200*D700*H750 MM **RM 270**
FM-157 W1500*D700*H750 MM **RM 290**
FM-187 W1800*D700*H750 MM **RM 320**

FM-96 W900*D600*H750 MM **RM 240**
FM-126 W1200*D600*H750 MM **RM 260**

FM-900 W900*D450*H630 MM **RM 210**
FM-105 W1050*D450*H630 MM **RM 220**



ROUND DISCUSSION TABLE



OVAL CONFERENCE TABLE



RECTANGULAR CONFERENCE TABLE



COUNTERISER

FM-D3 Ø900*H750 MM **RM 278**
FM-D4 Ø1200*H750 MM **RM 358**

FM-O6 W1800*D900*H750 MM **RM 408**
FM-O8 W2400*D1200*H750 MM **RM 578**

FM-R6 W1800*D900*H750 MM **RM 408**
FM-R8 W2400*D1200*H750 MM **RM 578**

FM-C12 W1200*D300*H300 MM **RM 160**

FM-C15 W1500*D300*H300 MM **RM 170**

FM-C18 W1800*D300*H300 MM **RM 180**

• Images provided are for illustration purposes only. • Prices quoted are subject to change without prior notice & while stocks last.
 • Terms & conditions apply. • While every care is taken in the preparation of this flyer any inaccuracy or omission is much regretted.



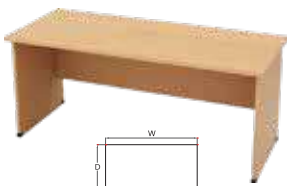
TECHNICAL SPECIFICATION

TOP SURFACE : 25mm thk melamine laminated chipboard in BEECH colour
 TABLE LEG : 16mm thk melamine laminated chipboard in BEECH colour
 MODESTY : 16mm thk melamine laminated chipboard in BEECH colour
 EDGING : 2mm thk PVC in BEECH colour for top surface

TOP COLOUR OPTION



BASE COLOUR OPTION



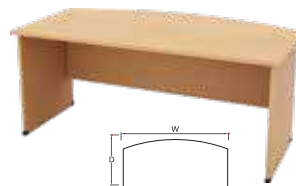
WRITING TABLE

- OF-FO-127** **RM 260**
W1200*D700*H750 MM
- OF-FO-157** **RM 285**
W1500*D700*H750 MM
- OF-FO-187** **RM 335**
W1800*D700*H750 MM



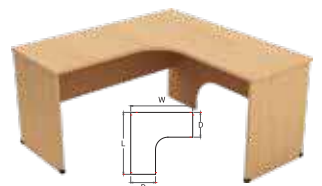
WRITING TABLE c/w HANGING 3D

- OF-FO-127(H3)** **RM 425**
W1200*D700*H750 MM
- OF-FO-157(H3)** **RM 465**
W1500*D700*H750 MM
- OF-FO-187(H3)** **RM 525**
W1800*D700*H750 MM



D-SHAPE EXECUTIVE TABLE

- OF-FO-1890** **RM 390**
W1800*D900*H750 MM



L-SHAPE TABLE c/w CHIPBOARD LEG

- OF-FO-L1515** **RM 488**
W1500*D600*L1500*
D600*H750 MM
- OF-FO-L1818** **RM 499**
W1800*D600*L1800*
D600*H750 MM



SIDE TABLE

- OF-FO-900** **RM 220**
W900*D450*H750 MM
- OF-FO-105** **RM 230**
W1050*D450*H750 MM



OVAL CONFERENCE TABLE

- OF-FO-O6** **RM 438**
W1800*D900*H750 MM
- OF-FO-O8** **RM 608**
W2400*D1200*H750 MM



ROUND DISCUSSION TABLE

- OF-FO-D3** **RM 328**
Ø900*H750 MM
- OF-FO-D4** **RM 378**
Ø1200*H750 MM



RECTANGULAR CONFERENCE TABLE

- OF-FO-R6** **RM 438**
W1800*D900*H750 MM
- OF-FO-R8** **RM 608**
W2400*D1200*H750 MM



COUNTERISER

- OF-FO-C12** **RM 170**
W1200*D300*H300 MM
- OF-FO-C15** **RM 180**
W1500*D300*H300 MM
- OF-FO-C18** **RM 190**
W1800*D300*H300 MM

FM | FO SERIES

wooden storage system



MOBILE PEDESTAL

STAND PEDESTAL

HANGING PEDESTAL

FIXED PEDESTAL



635 / 750 / 820 / 900 HEIGHT CABINET



1200 / 1640 / 2014 HEIGHT CABINET

3 LEVELS | 4 LEVELS | 5 LEVELS



COMBI STORAGE





MILA SERIES



SCAN FOR VIDEO

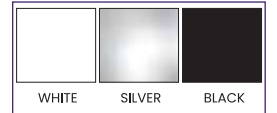
TECHNICAL SPECIFICATION

TOP SURFACE : 25mm thk melamine laminated chipboard in CAPPUCINO colour
 TABLE LEG : 50mm*50mm metal leg in EPOXY WHITE colour
 MODESTY : Steel
 EDGING : 2mm thk PVC in CAPPUCINO colour for top surface

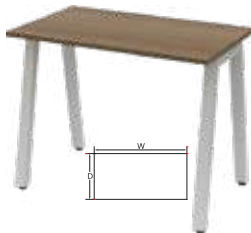
COLOUR OPTION



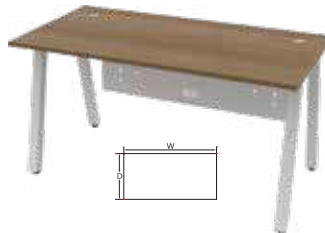
LEG



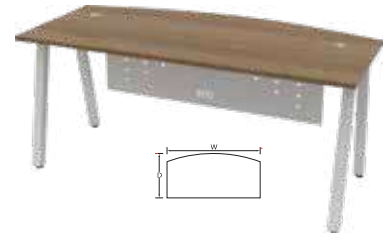
SIDE TABLE



STRAIGHT MAIN TABLE



CURVE MAIN TABLE

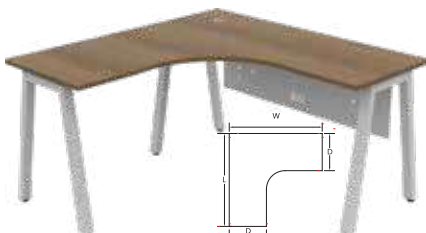


OF-ML-ST10 W1000*D600*H750 MM **RM 418** **OF-ML-MT4** W1200*D750*H750 MM **RM 538** **OF-ML-MTC** W1800*D900*H750 MM **RM 728**

OF-ML-MT5 W1500*D750*H750 MM **RM 598**

OF-ML-MT6 W1800*D750*H750 MM **RM 648**

L-SHAPE TABLE



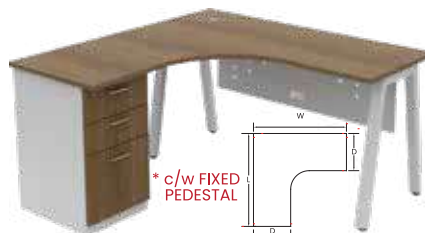
OF-ML-LS15 W1500*D600*L1500* **RM 858**

D600*H750 MM

OF-ML-LS18 W1800*D600*L1800* **RM 988**

D600*H750 MM

EXECUTIVE L-SHAPE TABLE



OF-ML-LS15FP W1500*D600*L1500* **RM 998**

D600*H750 MM

OF-ML-LS18FP W1800*D600*L1800* **RM 1,138**

D600*H750 MM

DIRECTOR SET



MILA DIRECTOR SET

OF-L18751545LML **RM 1,788**

W1800*D750/*W1500*D450*H750 MM


MILA SERIES

wooden storage system

BODY COLOUR



DOOR & HEAD DRAWER



MOBILE PEDESTAL



2 DRAWERS
OF-ML-M2D
W410*D500*H560

RM 248



3 DRAWERS
OF-ML-M3D
W410*D500*H560

RM 238



HIGH 3 DRAWERS
OF-ML-H3D
W410*D500*H640

RM 278



4 DRAWERS
OF-ML-M4D
W410*D500*H640

RM 278



HIGH 3 DRAWERS
OF-ML-S3D
W410*D500*H750

RM 288



OF-ML-75-O
W750*D450*H750

RM 238



OF-ML-906-O
W800*D410*H906

RM 215



OF-ML-130-O
W900*D450*H1300

RM 448

750 / 906 / 1300 / 1726 / 2100 HEIGHT CABINET



SWING DOOR CABINET
OF-ML-75-D1
W750*D450*H750

RM 398



SLIDING DOOR CABINET
OF-ML-75-D2
W750*D450*H750

RM 398



SWING DOOR CABINET
OF-ML-906-D1
W800*D410*H906

RM 358



SLIDING DOOR CABINET
OF-ML-906-D2
W800*D410*H906

RM 358



SWING DOOR CABINET
OF-ML-130-D1
W900*D450*H1300

RM 588



SLIDING DOOR CABINET
OF-ML-130-D2
W900*D450*H1300

RM 588

PIGEON HOLES CABINET

OF-ML-906-12P
W800*D410*H906

RM 270



OPEN SHELF CABINET

OF-ML-172-O
W800*D410*H1726

RM 368



OF-ML-210-O
W800*D410*H2100

RM 418

SWING DOOR CABINET

OF-ML-172-D1
W800*D410*H1726

RM 598

OF-ML-210-D1
W800*D410*H2100

RM 738



SWING GLASS DOOR CABINET

OF-ML-172-G1
Swing Glass Door
W800*D410*H1726

RM 598

COMBI STORAGE



SWINGING DOOR + OPEN SHELF CABINET

OF-ML-15M-AC
W1500*D450*H750

RM 668

OF-ML-18M-AC
W1800*D450*H750

RM 708



SLIDING DOOR + OPEN SHELF CABINET

OF-ML-15M-BC
W1500*D450*H750

RM 668

OF-ML-18M-BC
W1800*D450*H750

RM 708



PEDESTAL + OPEN SHELF CABINET

OF-ML-12CE
W1300*D470*H750

RM 658



SLIDING DOOR + CPU STORAGE CABINET

OF-ML-12BF
W1200*D500*H750

RM 538



PEDESTAL + SWING DOOR CABINET

OF-ML-12AE
W1300*D470*H750

RM 778



PEDESTAL + SLIDING DOOR CABINET

OF-ML-12BE
W1300*D470*H750

RM 778



SWING DOOR + SWING DOOR CABINET

OF-ML-15M-AA **OF-ML-18M-AA**
W1500*D450*H750 W1800*D450*H750

RM 798

RM 858



SWING DOOR + SLIDING DOOR CABINET

OF-ML-15M-AB **OF-ML-18M-AB**
W1500*D450*H750 W1800*D450*H750

RM 798

RM 858



SLIDING DOOR + SLIDING CABINET

OF-ML-15M-BB **OF-ML-18M-BB**
W1500*D450*H750 W1800*D450*H750

RM 798

RM 858



FLEXX SERIES



TECHNICAL SPECIFICATION

TOP SURFACE : 25mm thk melamine laminated chipboard in BLACK colour
 TABLE LEG : Steel leg in SILVER colour
 MODESTY : Steel or wooden
 EDGING : 2mm thk PVC in BLACK colour for top surface

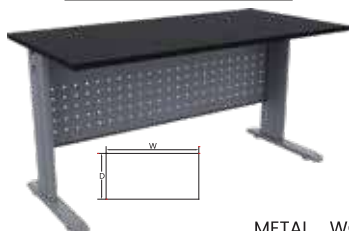
COLOUR OPTION



LEG

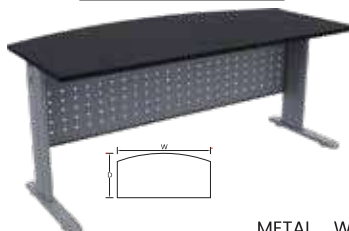


STRAIGHT MAIN TABLE



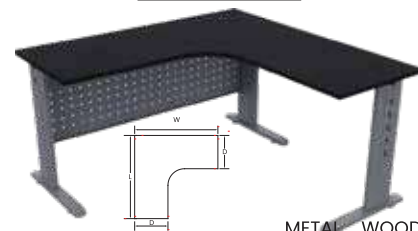
METAL WOODEN
OF-FL-MT4 W1200*D750*H750 MM **RM 498 RM 458**
OF-FL-MT5 W1500*D750*H750 MM **RM 548 RM 488**
OF-FL-MT6 W1800*D750*H750 MM **RM 598 RM 528**

CURVE MAIN TABLE



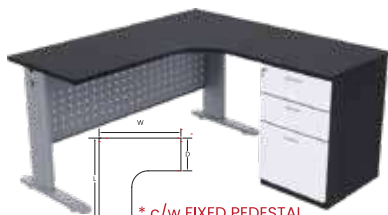
METAL WOODEN
OF-FL-MTC W1800*D900*H750 MM **RM 788 RM 718**

L-SHAPE TABLE



METAL WOODEN
OF-FL-LS15 W1500*D600*L1500*
 D600*H750 MM **RM 828 RM 768**
OF-FL-LS18 W1800*D600*L1800*
 D600*H750 MM **RM 888 RM 818**

EXECUTIVE L-SHAPE TABLE



* c/w FIXED PEDESTAL
 METAL WOODEN
OF-FL-LS15FP W1500*D600*L1500*
 D600*H750 MM **RM 948 RM 888**
OF-FL-LS18FP W1800*D600*L1800*
 D600*H750 MM **RM 998 RM 928**

RECTANGULAR CONFERENCE TABLE



METAL WOODEN
OF-FL-R6 W1800*D900*L750 MM **RM 788 RM 728**

FLEXX CONCEPT



* **FREE 2* LUMINO CHAIRS**
 METAL WOODEN
OF-C2-FLEXX12 W1200*D1500*
 H750 / 1050 MM **RM 1,348 RM 1,248**
OF-C2-FLEXX15 W1500*D1500*
 H750 / 1050 MM **RM 1,458 RM 1,348**
OF-C2-FLEXX18 W1800*D1500*
 H750 / 1050 MM **RM 1,578 RM 1,438**

FLEXX SERIES

wooden storage system



MOBILE PEDESTAL				STAND PEDESTAL		HANGING PEDESTAL		FIXED PEDESTAL	
2 DRAWERS	3 DRAWERS	HIGH 3 DRAWERS	4 DRAWERS	HIGH 3 DRAWERS	4 DRAWERS	2 DRAWERS	3 DRAWERS	HIGH 3 DRAWERS	4 DRAWERS
OF-FL-M2D W410*D500*H560	OF-FL-M3D W410*D500*H560	OF-FL-H3D W410*D500*H640	OF-FL-M4D W410*D500*H640	OF-FL-S3D W410*D500*H750	OF-FL-S4D W410*D500*H750	OF-FL-H2 W393*D461*H478	OF-FL-H3 W393*D461*H478	OF-FL-F2D+1F W393*D461*H725	OF-FL-F4D W393*D461*H725
RM 245	RM 235	RM 275	RM 275	RM 315	RM 315	RM 218	RM 208	RM 297	RM 297

635 / 750 / 900 / 906 HEIGHT CABINET

SIDE CABINET	PIGEON HOLES CABINET	OPEN SHELF CABINET	SWINGING DOOR CABINET	SLIDING DOOR CABINET	
OF-FL-63-D2 W1050*D450*H635	OF-FL-906-12P W800*D410*H906	OF-FL-90-O W900*D450*H900	OF-FL-75-D1 W750*D450*H750	OF-FL-90-D1 W900*D450*H900	OF-FL-75-D2 W750*D450*H750
RM 315	RM 358	RM 408	RM 375	RM 418	RM 375
		OF-FL-906-O W800*D410*H906		OF-FL-906-D1 W800*D410*H906	OF-FL-90-D2 W900*D450*H900
		RM 260		RM 360	RM 418
					OF-FL-906-D2 W800*D410*H906
					RM 360

1200 / 1720 / 2100 HEIGHT CABINET

3 LEVELS | 4 LEVELS | 5 LEVELS

SLIDING DOOR CABINET	BOOK SHELF CABINET	OPEN SHELF CABINET	SWINGING DOOR CABINET
OF-FL-120-D2 W900*D450*H1200	OF-FL-172-G1 (WITH GLASS) W800*D410*H1728	OF-FL-120-O W900*D450*H1200	OF-FL-172-D1 W800*D410*H1728
RM 548	RM 598	RM 538	RM 548
		OF-FL-172-O W800*D410*H1728	OF-FL-210-D1 W800*D410*H2100
		RM 478	RM 748
		OF-FL-210-O W800*D410*H2100	
		RM 588	

COMBI STORAGE

PEDESTAL + SWINGING DOOR CABINET	PEDESTAL + SLIDING DOOR CABINET	PEDESTAL + OPEN SHELF CABINET	SLIDING DOOR + CPU STORAGE CABINET	OPEN SHELF + OPEN SHELF CABINET	
OF-FL-12AE W1300*D470*H750	OF-FL-12BE W1300*D470*H750	OF-FL-12CE W1300*D470*H750	OF-FL-12BF W1200*D500*H750	OF-FL-15M-CC W1500*D450*H750	OF-FL-18M-CC W1800*D450*H750
RM 788	RM 768	RM 678	RM 428	RM 658	RM 758
SWING DOOR + SWING DOOR CABINET	SWING DOOR + SLIDING DOOR CABINET	SWING DOOR + OPEN SHELF CABINET	SLIDING DOOR + SLIDING DOOR CABINET	SLIDING DOOR + OPEN SHELF CABINET	
OF-FL-15M-AA W1500*D450*H750	OF-FL-18M-AA W1800*D450*H750	OF-FL-15M-AB W1500*D450*H750	OF-FL-18M-AB W1800*D450*H750	OF-FL-15M-AC W1500*D450*H750	OF-FL-18M-AC W1800*D450*H750
RM 808	RM 868	RM 808	RM 868	RM 698	RM 768
OF-FL-15M-BB W1500*D450*H750	OF-FL-18M-BB W1800*D450*H750	OF-FL-15M-BC W1500*D450*H750	OF-FL-18M-BC W1800*D450*H750		
RM 808	RM 868	RM 698	RM 768		



TECHNICAL SPECIFICATION

TOP SURFACE : 25mm thk melamine laminated chipboard in WALNUT colour
 TABLE LEG : 75mm*25mm metal leg in EPOXY WHITE colour
 MODESTY : Steel
 EDGING : 2mm thk PVC in WALNUT colour for top surface

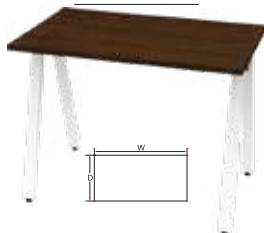
COLOUR OPTION



LEG

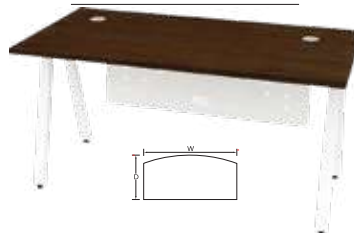


SIDE TABLE



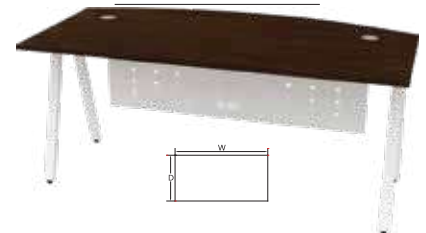
OF-FZ-ST W1000*D600*H750 MM **RM 598**

STRAIGHT MAIN TABLE



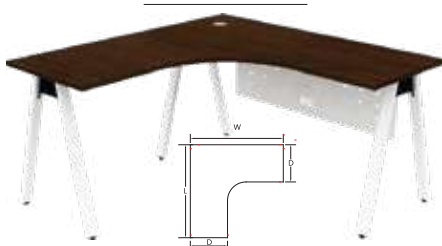
OF-FZ-MT4 W1200*D750*H750 MM **RM 689**
OF-FZ-MT5 W1500*D750*H750 MM **RM 808**
OF-FZ-MT6 W1800*D750*H750 MM **RM 868**

CURVE MAIN TABLE



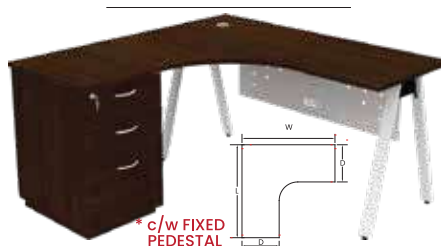
OF-FZ-MTC W1800*D900*H750 MM **RM 1,058**

L-SHAPE TABLE



OF-FZ-LS15 W1500*D600*L1500* **RM 1,148**
 D600*H750 MM
OF-FZ-LS18 W1800*D600*L1800* **RM 1,208**
 D600*H750 MM

EXECUTIVE L-SHAPE TABLE



OF-VL-LS15FP W1500*D600*L1500* **RM 1,178**
 D600*H750 MM
OF-VL-LS18FP W1800*D600*L1800* **RM 1,388**
 D600*H750 MM

EXECUTIVE L-SHAPE TABLE



OF-FZ-LS15FC W1500*D600*L1500* **RM 1,228**
 D600*H750 MM
 *c/w SLIDING DOOR CABINET
 *Fixed Sliding Door Cabinet: W746*D390*H725 MM
OF-FZ-LS18FC W1800*D600*L1800* **RM 1,498**
 D600*H750 MM
 *Fixed Sliding Door Cabinet: W896*D390*H725 MM




TECHNICAL SPECIFICATION

- TOP SURFACE : 25mm thk melamine laminated chipboard in CONGO colour
- TABLE LEG : Angular metal leg in EPOXY BLACK colour
- MODESTY : 18mm thk melamine chipboard in BLACK colour
- EDGING : 2mm thk PVC in CONGO colour for top surface

COLOUR OPTION



LEG



STRAIGHT MAIN TABLE



* w/o MODESTY PANEL

STRAIGHT MAIN TABLE




* c/w MODESTY PANEL

CURVE MAIN TABLE



- | | | | | | |
|-------------------------------------|---------------|-------------------------------------|-----------------|-------------------------------------|-----------------|
| OF-MB-MT4 W1200*D750*H750 MM | RM 818 | OF-MB-MT4 W1200*D750*H750 MM | RM 928 | OF-MB-MTC W1800*D900*H750 MM | RM 1,148 |
| OF-MB-MT5 W1500*D750*H750 MM | RM 938 | OF-MB-MT5 W1500*D750*H750 MM | RM 1,048 | | |
| OF-MB-MT6 W1800*D750*H750 MM | RM 968 | OF-MB-MT6 W1800*D750*H750 MM | RM 1,108 | | |


EXECUTIVE L-SHAPE TABLE



* c/w SLIDING DOOR CABINET **RM 1,418**
OF-MB-LS15FC W1500*D600*L1500*
 D600*H750 MM

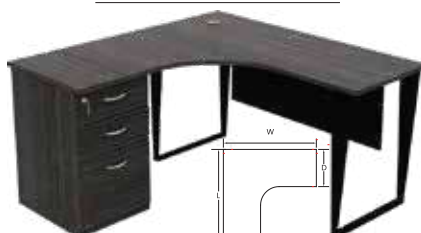
*Fixed Sliding Door Cabinet: W746*D390*H725 MM

DIRECTOR SET



MAY DIRECTOR SET **RM 2,588**
 W2100*D900*L1800*D450*H750 MM
 * (c/w DIY box)

EXECUTIVE L-SHAPE TABLE



* c/w FIXED PEDESTAL **RM 1,368**
OF-MB-LS15FP W1500*D750*L1500*
 D600*H750 MM **RM 1,368**
OF-MB-LS18FP W1800*D750*L1800*
 D600*H750 MM **RM 1,518**

OF-MB-LS18FC W1800*D600*L1800*
 D600*H750 MM **RM 1,538**

*Fixed Sliding Door Cabinet: W896*D390*H725 MM

WHITE OAK

LOOP SERIES



SCAN FOR VIDEO

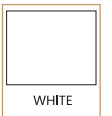
TECHNICAL SPECIFICATION

- TOP SURFACE : 25mm thk melamine laminated chipboard in WHITE OAK colour
- TABLE LEG : 75mm*25mm metal leg in EPOXY WHITE colour
- MODESTY : Steel
- EDGING : 2mm thk PVC in WHITE OAK colour for top surface

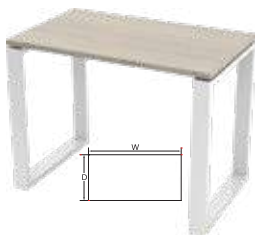
COLOUR OPTION



LEG

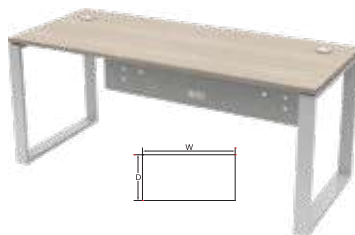


SIDE TABLE



OF-LP-ST W1000*D600*H750 MM **RM 448**

STRAIGHT MAIN TABLE



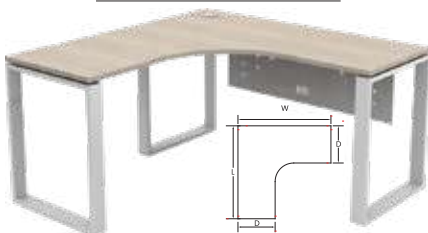
OF-LP-MT4 W1200*D750*H750 MM **RM 558**
OF-LP-MT5 W1500*D750*H750 MM **RM 658**
OF-LP-MT6 W1800*D750*H750 MM **RM 708**

CURVE MAIN TABLE




OF-LP-MTC W1800*D900*H750 MM **RM 748**

EXECUTIVE L-SHAPE TABLE



OF-LP-LS15 W1500*D600*L1500* **RM 798**
 D600*H750 MM
OF-LP-LS18 W1800*D600*L1800* **RM 898**
 D600*H750 MM

EXECUTIVE L-SHAPE TABLE



OF-LP-LS15FP W1500*D600*L1500* **RM 928**
 D600*H750 MM
OF-LP-LS18FP W1800*D600*L1800* **RM 988**
 D600*H750 MM

EXECUTIVE L-SHAPE TABLE



OF-LP-LS15FC W1500*D600*L1500* **RM 998**
 D600*H750 MM
 *Fixed Sliding Door Cabinet: W746*D390*H725 MM
OF-LP-LS18FC W1800*D600*L1800* **RM 1,128**
 D600*H750 MM
 *Fixed Sliding Door Cabinet: W896*D390*H725 MM



TECHNICAL SPECIFICATION

TOP SURFACE : 25mm thk melamine laminated chipboard in ORISSA ASH colour
 TABLE LEG : Steel Leg in WHITE colour
 MODESTY : Steel
 EDGING : 2mm thk PVC in ORISSA ASH colour for top surface

COLOUR OPTION



LEG



SIDE TABLE



OF-SM-ST W1000*D600*H750 MM **RM 488**

STRAIGHT MAIN TABLE



OF-SM-MT4 W1200*D750*H750 MM **RM 598**

OF-SM-MT5 W1500*D750*H750 MM **RM 698**

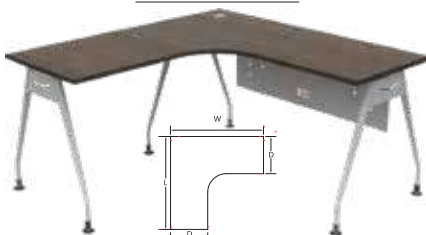
OF-SM-MT6 W1800*D750*H750 MM **RM 748**

CURVE MAIN TABLE



OF-SM-MTC W1800*D900*H750 MM **RM 778**

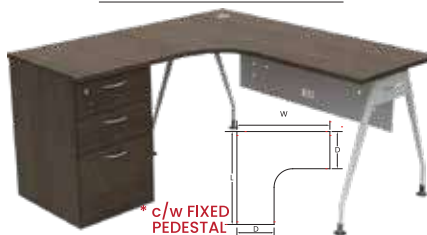
L-SHAPE TABLE



OF-SM-LS15 W1500*D600*L1500*
D600*H750 MM **RM 898**

OF-SM-LS18 W1800*D600*L1800*
D600*H750 MM **RM 958**

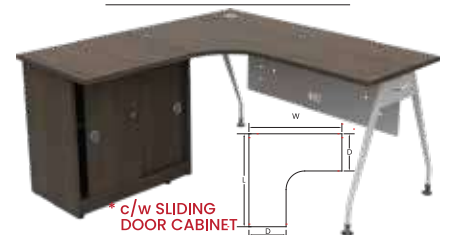
EXECUTIVE L-SHAPE TABLE



OF-SM-LS15FP W1500*D600*L1500*
D600*H750 MM **RM 999**

OF-SM-LS18FP W1800*D600*L1800*
D600*H750 MM **RM 1,038**

EXECUTIVE L-SHAPE TABLE



OF-SM-LS15FC W1500*D600*L1500*
D600*H750 MM **RM 1,148**

*Fixed Sliding Door Cabinet: W746*D390*H725 MM

OF-SM-LS18FC W1800*D600*L1800*
D600*H750 MM **RM 1,268**

*Fixed Sliding Door Cabinet: W896*D390*H725 MM



TECHNICAL SPECIFICATION

TOP SURFACE : 25mm thk melamine laminated chipboard in FAGGIONA colour
 TABLE LEG : Steel Leg in WHITE and CHROME colour
 MODESTY : Steel
 EDGING : 2mm thk PVC in FAGGIONA colour for top surface

COLOUR OPTION



LEG



SIDE TABLE



OF-VL-ST W1000*D600*H750 MM **RM 568**

STRAIGHT MAIN TABLE



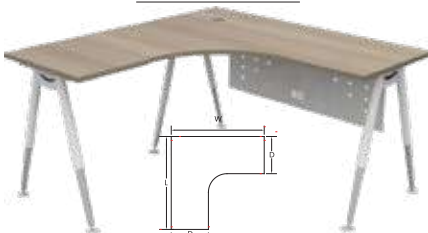
OF-VL-MT4 W1200*D750*H725 MM **RM 668**
OF-VL-MT5 W1500*D750*H725 MM **RM 788**
OF-VL-MT6 W1800*D750*H725 MM **RM 838**

CURVE MAIN TABLE



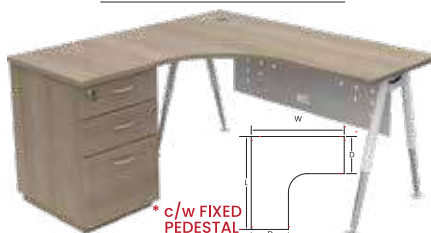
OF-VL-MTC W1800*D750*H725 MM **RM 888**

L-SHAPE TABLE



OF-VL-LS15 W1500*D600*L1500* **RM 1,088**
 D600*H725 MM
OF-VL-LS18 W1800*D600*L1800* **RM 1,168**
 D600*H725 MM

EXECUTIVE L-SHAPE TABLE



OF-VL-LS15FP W1500*D600*L1500* **RM 1,178**
 D600*H725 MM
OF-VL-LS18FP W1800*D600*L1800* **RM 1,248**
 D600*H725 MM

EXECUTIVE L-SHAPE TABLE



OF-VL-LS15FC W1500*D600*L1500* **RM 1,238**
 D600*H750 MM
 *Fixed Sliding Door Cabinet: W746*D390*H725 MM
OF-VL-LS18FC W1800*D600*L1800* **RM 1,358**
 D600*H750 MM
 *Fixed Sliding Door Cabinet: W896*D390*H725 MM




TECHNICAL SPECIFICATION

TOP SURFACE : 25mm thk melamine laminated chipboard in WARM ROVERE colour
 TABLE LEG : 18mm thk melamine laminated chipboard in WARM ROVERE colour
 MODESTY PANEL : 18mm thk melamine laminated chipboard in WARM ROVERE colour
 EDGING : 2mm thk PVC in WARM ROVERE colour for top surface

COLOUR OPTION




BASE



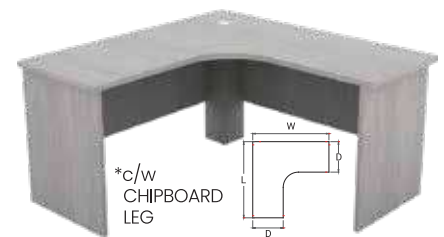
STANDARD TABLE

OF-UZ-1274 W1200*D750*H750 MM **RM 338**
OF-UZ-1574 W1500*D750*H750 MM **RM 448**
OF-UZ-1874 W1800*D750*H750 MM **RM 478**



STANDARD CURVE TABLE

OF-UZ-1890 **RM 528**
 W1800*D900*H750 MM



ERGONOMIC TABLE

OF-UZ-L1515 **RM 648**
 W1500*D600*L1500*D600*H750 MM
OF-UZ-L1818 **RM 768**
 W1500*D600*L1500*D600*H750 MM



SIDE TABLE

OF-UZ-90 **RM 268**
 W900*D450*H750 MM
OF-UZ-105 **RM 278**
 W1050*D450*H750 MM



OVAL CONFERENCE TABLE

OF-UZ-O6 **RM 568**
 W1800*D900*H750 MM
OF-UZ-O8 **RM 998**
 W2400*D1200*H750 MM



ROUND DISCUSSION TABLE

OF-UZ-D3 **RM 398**
 Ø900*H750 MM
OF-UZ-D4 **RM 568**
 Ø1200*H750 MM



RECTANGULAR CONFERENCE TABLE

OF-UZ-R6 **RM 568**
 W1800*D900*H750 MM
OF-UZ-R8 **RM 998**
 W2400*D1200*H750 MM

FUZE | MAYBACH | LOOP | SMILE | VISTA | UZUO SERIES

wooden storage system



MOBILE PEDESTAL

FIXED PEDESTAL w/o TOP



1 DRAWER 1 FILING
OFP-MPID1F
W411*D500*H550
RM 295



3 DRAWERS
OFP-MP3D
W411*D500*H550
RM 285



2 DRAWERS 1 FILING
OFP-MP2D1F **OFP-MP2D1F(H)**
W411*D500*H645 W411*D500*H706
RM 308 **RM 328**



2 FILINGS
OFP-FP2D
W405*D495*H725
RM 318



2 DRAWERS 1 FILING
OFP-FP2D1F
W405*D495*H725
RM 318



4 DRAWERS
OFP-FP4D
W405*D495*H725
RM 338

SLIDING DOOR CABINET

SWING DOOR CABINET (2 DOORS)



2 LEVELS
OFP-SL-7575
W750*D450*H750
RM 378



2 LEVELS
OFP-SL-7590
W750*D450*H900
RM 418



3 LEVELS
OFP-SL-75120
W750*D450*H1200
RM 548

OFP-SL-9075
W900*D450*H750
RM 418

OFP-SL-9090
W900*D450*H900
RM 468

OFP-SL-90120
W900*D450*H1200
RM 598

OFP-SL-10575
W1050*D450*H750
RM 478

OFP-SL-10590
W1050*D450*H900
RM 528

OFP-SL-105120
W1050*D450*H1200
RM 688



2 LEVELS
OFP-SW-7575
W750*D450*H750
RM 378



2 LEVELS
OFP-SW-7590
W750*D450*H900
RM 418



3 LEVELS
OFP-SW-75120
W750*D450*H1200
RM 548

OFP-SW-9075
W900*D450*H750
RM 418

OFP-SW-9090
W900*D450*H900
RM 468

OFP-SW-90120
W900*D450*H1200
RM 598

OFP-SW-10575
W1050*D450*H750
RM 478

OFP-SW-10590
W1050*D450*H900
RM 528

OFP-SW-105120
W1050*D450*H1200
RM 688

OPEN SHELF CABINET

***MOQ**
5 units

WOODEN LOCKER - FINGER PULL DOORS



2 LEVELS
OFP-OS-7575
W750*D450*H750
RM 338



2 LEVELS
OFP-OS-7590
W750*D450*H900
RM 398



3 LEVELS
OFP-OS-75120
W750*D450*H1200
RM 478

OFP-OS-9075
W900*D450*H750
RM 398

OFP-OS-9090
W900*D450*H900
RM 448

OFP-OS-90120
W900*D450*H1200
RM 518

OFP-OS-10575
W1050*D450*H750
RM 408

OFP-OS-10590
W1050*D450*H900
RM 468

OFP-OS-105120
W1050*D450*H1200
RM 598



1 Door Locker c/w
Hanging Rod & 2 Shelves
OF-WL/1-4545
W450*D450*H1800
RM 698



2 Door Locker
c/w Hanging Rod
OF-WL/2-4545
W450*D450*H1800
RM 708



3 Door Locker
OF-WL/3-4545
W450*D450*H1800
RM 738



4 Door Locker
OF-WL/4-4545
W450*D450*H1800
RM 798



Numbering Lock
RM 50
per lock



Digital Lock
RM 160
per lock

COLOUR OPTION




COLT



LIFE OAK




ACACIA



COMFY LATTE



CELTIC ASH



WHITE OAK

FUZE | MAYBACH | LOOP | SMILE | VISTA | UZUO SERIES

wooden storage system



COMBI STORAGE



SWING DOOR + SWING DOOR

OFP-SWSW1575
W1500*D450*H750
RM 858

OFP-SWSW1875
W1800*D450*H750
RM 968

SWING DOOR + SLIDING DOOR

OFP-SWSL1575
W1500*D450*H750
RM 858

OFP-SWSL1875
W1800*D450*H750
RM 968

SWING DOOR + OPEN SHELF

OFP-SWOS1575
W1500*D450*H750
RM 788

OFP-SWOS1875
W1800*D450*H750
RM 898

SLIDING DOOR + SLIDING DOOR

OFP-SLSL1575
W1500*D450*H750
RM 858

OFP-SLSL1875
W1800*D450*H750
RM 968

SLIDING DOOR + OPEN SHELF

OFP-SLOS1575
W1500*D450*H750
RM 788

OFP-SLOS1875
W1800*D450*H750
RM 898

OPEN SHELF + OPEN SHELF

OFP-OSOS1575
W1500*D450*H750
RM 728

OFP-OSOS1875
W1800*D450*H750
RM 848

2D1F PEDESTAL c/w FIXED CABINET



OPEN SHELF CABINET

OFP-SPOS12075
W1200*D450*H750
RM 828

SWING DOOR CABINET

OFP-SPSW12075
W1200*D450*H750
RM 878

SLIDING DOOR CABINET

OFP-SPSL12075
W1200*D450*H750
RM 888

2D1F PEDESTAL c/w MOBILE CABINET



OPEN SHELF CABINET

OFP-MPOS12066
W1200*D450*H662
RM 868

SWING DOOR CABINET

OFP-MPSW12066
W1200*D450*H662
RM 918

SLIDING DOOR CABINET

OFP-MPSL12066
W1200*D450*H662
RM 938

PIGEON HOLE + SWING DOOR CABINET



6 PIGEON HOLES

OFP-SW6PH-90120
W900*D450*H1200
RM 768

9 PIGEON HOLES

OFP-SW9PH-90150
W900*D450*H1500
RM 918

12 PIGEON HOLES

OFP-SW12PH-90180
W900*D450*H1800
RM 1,238

BOOKSHELF ALUMINIUM FRAME DOOR CABINET



POLYCARBONATE DOOR

OFP-BSPC-90180
W900*D450*H1800
RM 1,188

OFP-BSPC-90210
W900*D450*H2100
RM 1,468

OFP-BSPC-90240
W900*D450*H2400
RM 1,698

GLASS DOOR

OFP-BSGC-90180
W800*D450*H1800
RM 1,248

OFP-BSGC-90210
W900*D450*H2100
RM 1,498

OFP-BSGC-90240
W900*D450*H2400
RM 1,788

HIGH OPEN SHELF CABINET



4 LEVELS

OFP-OS-75180
W750*D450*H1800
RM 658

4 LEVELS

OFP-OS-90180
W900*D450*H1800
RM 698

5 LEVELS

OFP-OS-90210
W900*D450*H2100
RM 828

BOOKSHELF CABINET



OFP-BSC-90120
W900*D450*H1200
RM 578

OFP-BSC-90150
W900*D450*H1500
RM 798

OFP-BSC-80180
W800*D450*H1800
RM 778

OFP-BSC-90180
W900*D450*H1800
RM 878

HIGH SWING DOOR CABINET



4 LEVELS

OFP-SW-80180
W800*D450*H1800
RM 788

4 LEVELS

OFP-SW-90180
W900*D450*H1800
RM 868

5 LEVELS

OFP-SW-90210
W900*D450*H2100
RM 1,098

HIGH SWING DOOR CABINET



4 LEVELS

OFP-2SW-90180
W900*D450*H1800
RM 968

5 LEVELS

OFP-2SW-90210
W900*D450*H2100
RM 1,198

6 LEVELS

OFP-2SW-90240
W900*D450*H2400
RM 1,328

WHITE

HAWK SERIES



TECHNICAL SPECIFICATION

TOP SURFACE : 25mm thk melamine laminated chipboard in WHITE colour
 TABLE LEG : Steel leg in WHITE colour only
 MODESTY : Wooden
 EDGING : 2mm thk PVC in WHITE colour for top surface

COLOUR



LEG



STANDARD TABLE w/o GROMMET

OF-HW-MT126 W1200*D600*H750 MM **RM 338**
OF-HW-MT156 W1500*D600*H750 MM **RM 378**



STANDARD TABLE

OF-HW-MT128 W1200*D800*H750 MM **RM 368**
OF-HW-MT158 W1500*D800*H750 MM **RM 408**
OF-HW-MT188 W1800*D800*H750 MM **RM 458**



EXECUTIVE TABLE

OF-HW-D1890 **RM 488**
 W1800*D900*H750 MM



SUPERIOR COMPACT TABLE

OF-HW-LS15 **RM 588**
 W1500*D700*W1500*D600*H750 MM
OF-HW-LS18 **RM 628**
 W1800*D700*W1500*D600*H750 MM



SUPERIOR COMPACT TABLE

OF-HW-LS15FP-3 **RM 748**
 W1500*D700*W1500*D600*H750 MM
OF-HW-LS18FP-3 **RM 788**
 W1800*D700*W1500*D600*H750 MM



RECTANGULAR CONFERENCE TABLE

OF-HW-R6 **RM 418**
 W1800*D900*H750 MM
OF-HW-R8 **RM 588**
 W2400*D1200*H750 MM



OVAL CONFERENCE TABLE

OF-HW-O3012 W3000*D1200*H750 MM **RM 1,408**



BOAT-SHAPE CONFERENCE TABLE

OF-HW-B3012 **RM 1,298**
 W3000*D1200/900*H750 MM



OVAL CONFERENCE TABLE

OF-HW-O6 **RM 458**
 W1800*D900*H750 MM
OF-HW-O8 **RM 618**
 W2400*D1200*H750 MM

WHITE

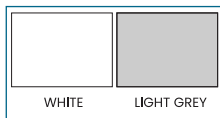
NOVA SERIES



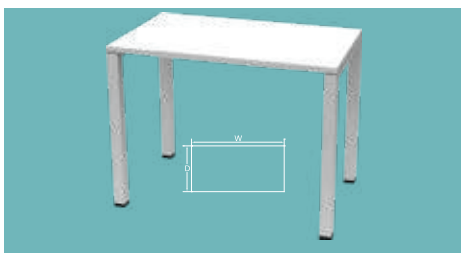
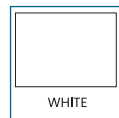
TECHNICAL SPECIFICATION

TOP SURFACE: 25mm thk melamine laminated chipboard in WHITE colour
 TABLE LEG : 50mm*50mm metal leg in EPOXY WHITE colour
 MODESTY : Steel
 EDGING : 2mm thk PVC in WHITE colour for top surface

COLOUR OPTION




LEG



SIDE TABLE

OF-NV-ST W1000*D600*H750 MM **RM 398**




STRAIGHT MAIN TABLE

OF-NV-MT4 W1200*D750*H750 MM **RM 438**

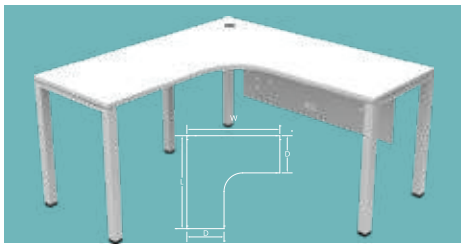
OF-NV-MT5 W1500*D750*H750 MM **RM 488**

OF-NV-MT6 W1800*D750*H750 MM **RM 538**



CURVE MAIN TABLE

OF-NV-MTC W1800*D900*H750 MM **RM 608**



L-SHAPE TABLE

OF-NV-LS15 W1500*D600*L1500* **RM 728**

D600*H750 MM

OF-NV-LS18 W1800*D600*L1800* **RM 848**

D600*H750 MM




EXECUTIVE L-SHAPE TABLE

OF-NV-LS15FP W1500*D600*L1500* **RM 768**

D600*H750 MM

OF-NV-LS18FP W1800*D600*L1800* **RM 878**

D600*H750 MM



EXECUTIVE L-SHAPE TABLE

OF-NV-LS15FC W1500*D600*L1500* **RM 798**

D600*H750 MM

*Fixed Sliding Door Cabinet: W746*D390*H725 MM

OF-NV-LS18FC W1800*D600*L1800* **RM 898**

D600*H750 MM

*Fixed Sliding Door Cabinet: W896*D390*H725 MM

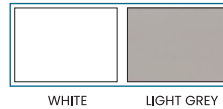
• Images provided are for illustration purposes only. • Prices quoted are subject to change without prior notice & while stocks last.
 • Terms & conditions apply. • While every care is taken in the preparation of this flyer any inaccuracy or omission is much regretted.




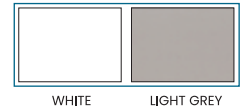
TECHNICAL SPECIFICATION

TOP SURFACE : 25mm thk melamine laminated chipboard in WHITE colour
 TABLE LEG : 16mm thk melamine laminated chipboard in WHITE colour
 MODESTY : 16mm thk melamine laminated chipboard in WHITE colour
 EDGING : 2mm thk PVC in WHITE colour for top surface

TOP COLOUR OPTION



BASE COLOUR OPTION



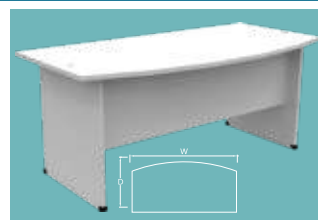
WRITING TABLE

- OF-SN-127** RM 225
W1200*D700*H750 MM
- OF-SN-157** RM 255
W1500*D700*H750 MM
- OF-SN-187** RM 315
W1800*D700*H750 MM



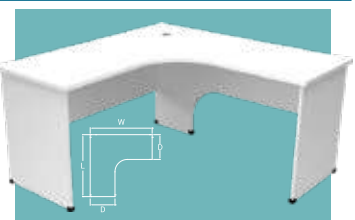
WRITING TABLE c/w HANGING 3D

- OF-SN-127(H3)** RM 340
W1200*D700*H750 MM
- OF-SN-157(H3)** RM 380
W1500*D700*H750 MM
- OF-SN-187(H3)** RM 445
W1800*D700*H750 MM



D-SHAPE EXECUTIVE TABLE

- OF-SN-1890** RM 370
W1800*D900*H750 MM



L-SHAPE TABLE c/w CHIPBOARD LEG

- OF-SN-L1515** RM 445
W1500*D600*L1500*
D600*H750 MM
- OF-SN-L1818** RM 470
W1500*D600*L1500*
D600*H750 MM



SIDE TABLE

- OF-SN-90** RM 195
W900*D450*H750 MM
- OF-SN-105** RM 205
W1050*D450*H750 MM



OVAL CONFERENCE TABLE

- OF-SN-O6** RM 400
W1800*D900*H750 MM
- OF-SN-O8** RM 570
W2400*D1200*H750 MM



ROUND DISCUSSION TABLE

- OF-SN-D3** RM 275
Ø900*H750 MM
- OF-SN-D4** RM 320
Ø1200*H750 MM



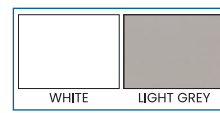
RECTANGULAR CONFERENCE TABLE

- OF-SN-R6** RM 400
W1800*D900*H750 MM
- OF-SN-R8** RM 570
W2400*D1200*H750 MM

HAWK | NOVA | SN SERIES

wooden storage system

COLOUR OPTION



MOBILE PEDESTAL



2 DRAWERS

OF-NL-M2D
W410*D500*H560

RM 215



3 DRAWERS

OF-NL-M3D
W410*D500*H560

RM 205



3 DRAWERS

OF-NL-H3D
W410*D500*H640

RM 240



4 DRAWERS

OF-NL-M4D
W410*D500*H640

RM 250



3 DRAWERS

OF-NL-S3D
W410*D500*H750

RM 260



4 DRAWERS

OF-NL-S4D
W410*D500*H750

RM 260

STAND PEDESTAL

635 / 750 / 900 / 906 HEIGHT CABINET



SIDE CABINET

OF-NL-63-D2
W1050*D450*H635

RM 260



PIGEON HOLES CABINET

OF-NL-906-12P
W800*D410*H906

RM 270



OPEN SHELF CABINET

OF-NL-75-O
W750*D450*H750

RM 238

OF-NL-90-O
W900*D450*H900

RM 318

OF-NL-906-O
W800*D410*H906

RM 215



SWINGING DOOR CABINET

OF-NL-75-D1
W750*D450*H750

RM 308

OF-NL-90-D1
W900*D450*H900

RM 328

OF-NL-906-D1
W800*D410*H906

RM 265



SLIDING DOOR CABINET

OF-NL-75-D2
W750*D450*H750

RM 308

OF-NL-90-D2
W900*D450*H900

RM 328

OF-NL-906-D2
W800*D410*H906

RM 265

1200 / 1726 / 2100 HEIGHT CABINET

3 LEVELS | 4 LEVELS | 5 LEVELS



SLIDING DOOR CABINET

OF-NL-120-D2
W900*D450*H1200

RM 398



OPEN SHELF CABINET

OF-NL-120-O
W900*D450*H1200

RM 388

OF-NL-172-O
W800*D410*H1726

RM 368

OF-NL-210-O
W800*D410*H2100

RM 418



SWINGING DOOR CABINET

OF-NL-120-D1
W900*D450*H1200

RM 398

OF-NL-172-D1
W800*D410*H1726

RM 518

OF-NL-210-D1
W800*D410*H2100

RM 618



BOOK SHELF CABINET

OF-NL-172-G1
(WITH GLASS)
W800*D410*H1726

RM 518

COMBI STORAGE



PEDESTAL + SWINGING DOOR CABINET

OF-NL-12AE
W1300*D470*H750

RM 598



PEDESTAL + SLIDING DOOR CABINET

OF-NL-12BE
W1300*D470*H750

RM 598



PEDESTAL + OPEN SHELF CABINET

OF-NL-12CE
W1300*D470*H750

RM 518



OPEN SHELF + OPEN SHELF CABINET

OF-NL-15M-CC
W1500*D450*H750

RM 438

OF-NL-18M-CC
W1800*D450*H750

RM 508



SWING DOOR + SWING DOOR CABINET

OF-NL-15M-AA
W1500*D450*H750

RM 588

OF-NL-18M-AA
W1800*D450*H750

RM 648



SWING DOOR + SLIDING DOOR CABINET

OF-NL-15M-AB
W1500*D450*H750

RM 588

OF-NL-18M-AB
W1800*D450*H750

RM 648



SWING DOOR + OPEN SHELF CABINET

OF-NL-15M-AC
W1500*D450*H750

RM 508

OF-NL-18M-AC
W1800*D450*H750

RM 558



SLIDING DOOR + SLIDING DOOR CABINET

OF-NL-15M-BB
W1500*D450*H750

RM 588

OF-NL-18M-BB
W1800*D450*H750

RM 648



SLIDING DOOR + OPEN SHELF CABINET

OF-NL-15M-BC
W1500*D450*H750

RM 508

OF-NL-18M-BC
W1800*D450*H750

RM 558

CONFERENCE & DISCUSSION

Assorted colours

*Chairs not included



*40mmT HPL Top with MFC Box Leg

SOLANO

DIY BOX	DIMENSION	PRICE
1	L2400*W1200*H750	RM 2,588
2	L3000*W1200*H750	RM 4,328
2	L3600*W1200*H750	RM 4,498
2	L4500*W1200*H750	RM 4,918
3	L5400*W1200*H750	RM 6,088
3	L6000*W1200*H750	RM 6,328
4	L7500*W1200*H750	RM 8,328
4	L8400*W1200*H750	RM 8,498
2	L3000*W1500*H750	RM 5,998
2	L4500*W1500*H750	RM 7,668
3	L5400*W1500*H750	RM 9,498
4	L6600*W1500*H750	RM 11,328



JAYME

DIMENSION	PRICE
L3600*W1500*H750	RM 7,188
L4800*W1500*H750	RM 8,058
L5400*W1500*H750	RM 9,488
L6000*W1500*H750	RM 9,968
L7200*W1500*H750	RM 11,968
L8400*W1500*H750	RM 12,968



KLIFF

DIMENSION	PRICE
L3600*W1500*H750	RM 7,288
L4800*W1500*H750	RM 9,078
L6000*W1500*H750	RM 9,968



BRILIANT

DIY BOX	DIMENSION	PRICE
2	L3000*W1200*H750	RM 2,928
2	L3000*W1500*H750	RM 3,008
3	L4500*W1200*H750	RM 4,188
3	L4500*W1500*H750	RM 4,288



MAYBACH

DIY BOX	DIMENSION	PRICE
2	L3000*W1200*H750	RM 2,588
2	L3000*W1500*H750	RM 3,098
3	L4500*W1200*H750	RM 3,698
3	L4500*W1500*H750	RM 4,488



LOOP

TOP	DIMENSION	PRICE
1	L1800*W900*H750	RM 998
1	L2400*W1200*H750	RM 1,328
2	L3000*W1200*H750	RM 2,048
2	L4500*W1500*H750	RM 2,628
2	L4800*W1500*H750	RM 2,688



NOVA SERIES

TOP	DIMENSION	PRICE
1	L1800*W900*H750	RM 888
1	L2400*W1200*H750	RM 1,198
2	L3000*W1200*H750	RM 1,928
2	L4500*W1500*H750	RM 2,478
2	L4800*W1500*H750	RM 2,528



N SERIES

TOP	DIMENSION	PRICE
1	L1800*W900*H750	RM 888
1	L2400*W1200*H750	RM 1,198
2	L3000*W1200*H750	RM 1,928
2	L4500*W1500*H750	RM 2,478
2	L4800*W1500*H750	RM 2,528



X CROSS

TOP	DIMENSION	EPOXY
1	W1800*D900*H750	RM 1,088
1	W2400*D1200*H750	RM 1,468
2	W3000*D1200*H750	RM 2,128
2	W3600*D1200*H750	RM 2,338



TOP	DIMENSION	PRICE
1	L1800*W900*H750	RM 1,088
1	L2400*W1200*H750	RM 1,488
2	L3000*W1200*H750	RM 2,198
2	L4500*W1500*H750	RM 2,538
2	L4800*W1500*H750	RM 2,798

FUZE



TOP	DIMENSION	PRICE
1	L1800*W900*H750	RM 1,188
1	L2400*W1200*H750	RM 1,488
2	L3000*W1200*H750	RM 2,288
2	L3600*W1200*H750	RM 2,488
2	L4800*W1500*H750	RM 2,798

IXIA



TOP	DIMENSION	PRICE
1	L1800*W900*H750	RM 1,098
1	L2400*W1200*H750	RM 1,368
2	L3000*W1200*H750	RM 2,198
2	L3600*W1200*H750	RM 2,388
2	L4800*W1500*H750	RM 2,688

VISTA



TOP	DIMENSION	PRICE
1	L1800*W900*H750	RM 1,038
1	L2400*W1200*H750	RM 1,298
2	L3000*W1200*H750	RM 2,108
2	L3600*W1200*H750	RM 2,298
2	L4800*W1500*H750	RM 2,668

SM



TOP	DIMENSION	PRICE
1	L1800*W900*H750	RM 1,488
1	L2400*W1200*H750	RM 1,788
2	L3000*W1200*H750	RM 2,528
2	L3600*W1200*H750	RM 2,728
2	L4800*W1500*H750	RM 2,998

NISTRA



DIY BOX	DIMENSION	PRICE
2	L3600*W1500/1200*H750	RM 3,588
2	L3000*W1200/900*H750	RM 2,928

POLE II



BEST BUY

DIY BOX	SBB CONFERENCE TABLE	
	DIMENSION	PRICE
1	L1800*W900/750*H750	RM 999
1	L2400*W1200/900*H750	RM 1,368
2	L3000*W1200/900*H750	RM 1,899
2	L3600*W1500/1200*H750	RM 2,268



BEST BUY

DIY BOX	TBB CONFERENCE TABLE	
	DIMENSION	PRICE
2	L3000*W1200/900*H750	RM 1,668



TOE CONFERENCE TABLE	
DIMENSION	PRICE
L1800*W900*H750	RM 538
L2400*W1200*H750	RM 728



TVE CONFERENCE TABLE	
DIMENSION	PRICE
L1800*W900*H750	RM 498
L2400*W1200*H750	RM 688



WK-DIC-13	
DIMENSION	PRICE
W1800*D900*H750	RM 948



WK-DIC-14-B	
DIMENSION	PRICE
W900*D900*H750	RM 558



WK-DIC-15-B	
DIMENSION	PRICE
W1200*D1200*H750	RM 698



STAR	
DIMENSION	PRICE
W900*D900*H750	RM 594

MODULAR DESKING SYSTEM



***FOR PROJECT PRICE NEGOTIABLE, PLEASE CALL FOR BEST PRICE!!!**

U LEG (c/w DIY BOX)



2 Pax
Depth: 1500 Height: 750
Width: 1200 **RM1,132**
Width: 1500 **RM1,320**
Width: 1800 **RM1,394**



4 Pax
Depth: 1500 Height: 750
Width: 2400 **RM2,103**
Width: 3000 **RM2,478**
Width: 3600 **RM2,626**



6 Pax
Depth: 1500 Height: 750
Width: 3600 **RM3,074**
Width: 4500 **RM3,637**
Width: 5400 **RM3,858**



L Shape 4 Pax
Depth: 1200 Height: 750
Width: 2400 **RM3,541**
Width: 3000 **RM3,856**

Q LEG (c/w DIY BOX)



2 Pax
Depth: 1500 Height: 750
Width: 1200 **RM1,268**
Width: 1500 **RM1,455**
Width: 1800 **RM1,529**



4 Pax
Depth: 1500 Height: 750
Width: 2400 **RM2,306**
Width: 3000 **RM2,682**
Width: 3600 **RM2,829**



6 Pax
Depth: 1500 Height: 750
Width: 3600 **RM3,345**
Width: 4500 **RM3,908**
Width: 5400 **RM4,129**



L Shape 4 Pax
Depth: 1200 Height: 750
Width: 2400 **RM3,853**
Width: 3000 **RM4,062**

AV LEG (c/w DIY BOX)



2 Pax
Depth: 1500 Height: 750
Width: 1200 **RM1,399**
Width: 1500 **RM1,600**
Width: 1800 **RM1,670**



4 Pax
Depth: 1500 Height: 750
Width: 2400 **RM2,516**
Width: 3000 **RM2,897**
Width: 3600 **RM3,030**



6 Pax
Depth: 1500 Height: 750
Width: 3600 **RM3,625**
Width: 4500 **RM4,198**
Width: 5400 **RM4,400**



L Shape 4 Pax
Depth: 1200 Height: 750
Width: 2400 **RM3,706**
Width: 3000 **RM3,925**

FUZE LEG (c/w DIY BOX)



2 Pax
Depth: 1500 Height: 750
Width: 1200 **RM1,458**
Width: 1500 **RM1,658**
Width: 1800 **RM1,748**



4 Pax
Depth: 1500 Height: 750
Width: 2400 **RM2,588**
Width: 3000 **RM2,988**
Width: 3600 **RM3,158**



6 Pax
Depth: 1500 Height: 750
Width: 3600 **RM3,718**
Width: 4500 **RM4,308**
Width: 5400 **RM4,568**



L Shape 4 Pax
Depth: 1200 Height: 750
Width: 2400 **RM3,855**
Width: 3000 **RM4,088**

20mm Partition (Flipper Table)

Divider Wooden Panel (16mmTHK)

SNAKE CABLE

WIRE RISER

DIY BOX

COLOUR OPTION

OPTIONAL

W1050*H300*20mm	RM 190
W1350*H300*20mm	RM 200
W1640*H300*20mm	RM 230

W1050*H300*16THK	RM 130
W1350*H300*16THK	RM 150
W1640*H300*16THK	RM 170

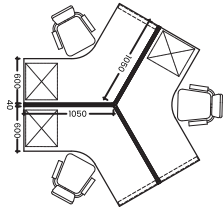
RM 80

RM 180



White Oak	Warm Rovere	Orissa Ash
Faggiona	Pegasus	

- A** Half glass c/w wire management (W1050*H1200)
- B** 1200 table top [White only] (W1050*D1050*D600)
- C** Mobile pedestal [White only] (W410*D500*H560)
- D** Ofis loop leg [White only] (W75*D25*H725)

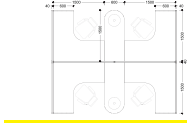


LOOP 3 Seater
40mm THK
*Chair not included

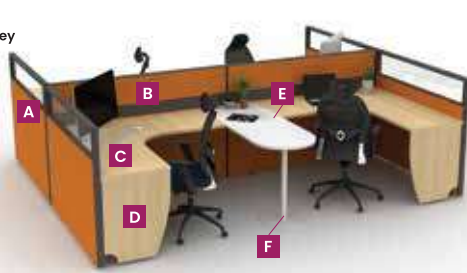


RM 1,288 PER SEATER

- A** Half glass w/o wire management (W1500*H1200)
- B** Full fabric c/w wire management (W1800*H1200)
- C** L-shape worktop (W1500*D600*25mmTHK) Cherry/Maple/Beech/White/Lgrey
- D** Curve panel leg (Ø600*H725) Cherry/Maple/Beech/White/Lgrey
- E** Peninsular Top [White only] (W1500*D600)
- F** M100L frame [White only] (535*H725)


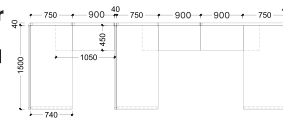


M100L 4 Seater
40mm THK
*Chair not included



RM 1,788 PER SEATER

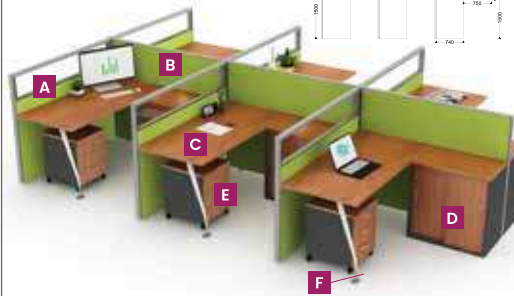

LUCIA 3 Seater
40mm THK
*Chair not included



- A** Full fabric c/w wire management (W750*H1500)
- B** Half magnetic white board c/w wire management (W900*H1500)
- C** Half glass c/w wire management (W1500*H1200)
- D** Rectangular worktop (W1500*D750*25mmTHK) White/L.Grey only
- E** End panel leg (D700*H725)
- F** Side cabinet (W1050*D450*H635) White/L.Grey only

RM 2,338 PER SEATER

PREMIUM 6 Seater
40mm THK



- A** Half glass c/w wire management (W1500*H1200)
- B** Full fabric w/o wire management (W1500*H1200)
- C** Rectangular worktop (W1500*D750) Cherry/Maple/Beech
- D** Sliding Door Cabinet (W750*D450*H750) Top: Cherry/Maple/Beech Base: D.Grey
- E** Mobile Pedestal (W410*D500*H560) Top: Cherry/Maple/Beech Base: D.Grey
- F** AV 1038 mono leg (H725) Silver/White

RM 1,788 PER SEATER



FLEXI CONCEPT



Table Size (W*D*H mm)
1500*1460*1088 **RM 1,168 PER PAX**
1800*1460*1088 **RM 1,208 PER PAX**

FICUS CONCEPT



Table Size (W*D*H mm)
1520*1420*1150 **RM 928 PER PAX**

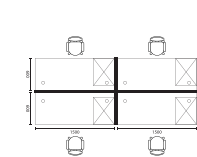
FRAXINUS CONCEPT



Table Size (W*D*H mm)
1600*1420*1080 **RM 928 PER PAX**

***FOR PROJECT PRICE NEGOTIABLE, PLEASE CALL FOR BEST PRICE!!!**

- A** Full fabric c/w wire management (W1500*H1050)
- B** Rectangular worktop (W1500*D750) White/L.Grey only
- C** Full fabric w/o wire management (W750*H1050)
- D** End panel leg (W750*H725)



DIODIA I 4 Seater
45mm THK [White / L.Grey only]
*Mobile Pedestal & Chair not included

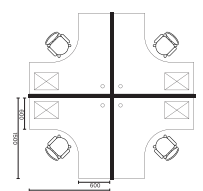


RM 598 PER SEATER

DIODIA II 4 Seater
45mm THK
*Mobile Pedestal & Chair not included



- A** Full fabric c/w wire management (W1500*H1200)
- B** Full fabric w/o wire management (W1500*H1200)
- C** L-shape worktop (W600*H1500*25mmTHK) White/L.Grey only
- D** End desk panel White/L.Grey only



RM 768 PER SEATER

- A** Half glass c/w wire management (W1500*H1200)
- B** Full fabric panel w/o wire management (W1200*H1200)
- C** Writing table (W1500*D740*H750) L.Grey/D.Grey only
- D** Hanging pedestal (W393*D461*H478) L.Grey/D.Grey only

AERO 6 Seater
45mm THK
*Chair not included

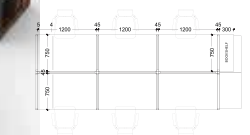


RM 768 PER SEATER

VELO 6 Seater
45mm THK
*Cabinet & Chair not included



- A** Full fabric c/w wire management (W750*H1500)
- B** Half glass c/w wire management (W1200*H1200)
- C** Half glass w/o wire management (W750*H1200)
- D** Rectangular worktop (W1200*D750*25mmTHK) Cherry/Maple/Beech/White/L.Grey
- E** Hanging bookshelf (W750*D300*H195) Cherry/Maple/Beech/White/L.Grey



RM 858 PER SEATER

RECEPTION COUNTER SERIES



COLOUR: Maple / Cherry / Beech
PHACELIA-16 W1600*D1077*H1050 **RM 2,118**
PHACELIA-19 W1900*D1077*H1050 **RM 2,208**



LESLEY
AR27 W1800*D910*H1050 **RM 2,588**



LEO
AR29 W1800*D825*H1165 **RM 2,588**



COLOUR: Maple / Cherry / Beech
PISTIA-16 W1600*D800*H1200 **RM 888**
PISTIA-19 W1900*D800*H1200 **RM 958**



SHAPLEY
AR24 W2400*D750*H1165 **RM 4,168**



HEXA
HX01 W2400*D600*H1100 **RM 2,888**



PASSIFLORA W2000*D1675*H1050 **RM 1,998**
 *White only
 Fabric : SPEX Collection



PHALARIS W3645*L1675*H1050(1200) **RM 3,828**
 *White only
 Fabric : SPEX Collection



HYDRA
12PT W1500*D870*H1165 **RM 2,088**
16PT W2400*D870*H1165 **RM 3,388**



STANLY
AR26 W1800*D700*H1050 **RM 2,668**



Boras Ash only
B-SCT 1500 W1538*D404*H1050 **RM 1,488**
B-SCT 1800 W1838*D404*H1050 **RM 1,788**



PISCES
AR25 W1800*D620*H1050 **RM 2,438**



SIMPLICITY
RC-WD04 W2100*D914*H1050 **RM 3,088**



COLOUR: Maple / Walnut / Boras Ash
EXCT-1800 W1800*D900*H1050 **RM 688**
EXS1060 W900*D450*H700 **RM 238**
Q-YH-3 W396*D468*H480 **RM 218**



PANICUM W1800*D1500*H1150 **RM 1,298**
 COLOUR: Maple / Cherry / Beech



ELEGANT
RC-LM01 W3600*D800*H1050 **RM 4,558**



JAY
RC-LM03 W2400*D800*H1050 **RM 5,988**



COLOUR: Maple / Walnut / Boras Ash
EXCT-1715 W1750(750)*L1500(750)*H1150 **RM 1,388**



C O L O U R O P T I O N

BLACK	DIMGRAY	SKY BLUE
BLUE	BRIGHT GREEN	DARK RED
MAGEN TA ROSE	APPLE GREEN	GRAY
ORANGE	LIGHT COFFEE	



Seat and back rest : High density PU with steel plate.	One-piece seat and back rest : The whole seat plate is foam-moulded with high-quality PU, making it durable, comfortable and easy to clean.
Beam : Square tube with superior load-bearing capacity and stability.	Anti-pinch design : Extremely small gap between seats, the gap is reduced to 5-8mm.
Armrest, leg, durable and bracket : Aluminium die casting alloy.	Armrest, leg and bracket : High quality aluminium die-casting.
Headrest : High density PU moulding.	Beam : Light and durable triangular steel tube, easy to install.
Armrest cover : High density PU moulding.	



MODEL	SIZE	STEEL	PVC	PU
2 Seater	W1230*D680*H770	RM 368	RM 478	RM 558
3 Seater	W1830*D680*H770	RM 398	RM 578	RM 888
4 Seater	W2360*D680*H770	RM 548	RM 788	RM 1,188



850 LINK CHAIR

2 Seater W890*D600*H840	RM 368
3 Seater W1530*D600*H840	RM 498
4 Seater W2170*D600*H840	RM 658



3000 LINK CHAIR

2 Seater W1020*D590*H840	RM 358
3 Seater W1550*D590*H840	RM 488
4 Seater W2090*D590*H840	RM 578



3010 LINK CHAIR

2 Seater W490*D600*H850	RM 438
3 Seater W1560*D600*H850	RM 578
4 Seater W2090*D600*H850	RM 788



3020 LINK CHAIR

2 Seater W1040*D590*H850	RM 388
3 Seater W1560*D590*H850	RM 548
4 Seater W2080*D590*H850	RM 718



3030 LINK CHAIR

2 Seater W1040*D590*H850	RM 548
3 Seater W1560*D590*H850	RM 768
4 Seater W2080*D590*H850	RM 998



OF-SJAC8207-3

3 Seater (Black only) W1800*D660*H780	RM 468
--	---------------



OF-MAIA-3

3 Seater L1500*W460*H910	RM 708
-----------------------------	---------------



OF-BRIZ-3

3 Seater L1500*W460*H910	RM 608
-----------------------------	---------------



OF-SJAC8202

3 Seater L1500*W490*H390	RM 288
4 Seater L2020*W490*H390	RM 368



OUTDOOR BENCH
L1700*W450*H450

CALL FOR BEST PRICE



**B-LINE
SERIES**



B-23-MB-AJ9M14CB1
Medium Back
[Mesh/Fabric]
RM 638



B-18-MB-FA11M3CB1
Medium Back
[Mesh/Fabric]
RM 528



B-11P-MB-FA11M14CB1
Medium Back
[Fabric]
RM 538



B-3LB-FA11M3CB1
Medium Back
[Mesh/Fabric]
RM 488



B-22-HB-AJ15M15CB6
High Back
[Mesh/Fabric]
RM 868



B-23-HB-AJ9M14CB6
High Back
[Mesh/Fabric]
RM 798



B-11P-HB-AJ10M15CB6
High Back
[Fabric]
RM 818



B-15HB-AJ10M15CB6
High Back
[Fabric]
RM 738



ZOOM
L14-1-A23M11B21
High Back [F.Leather]
RM 2,898



TRENDY
L13-1-F27M27B20
High Back [H.Leather]
RM 2,588



HUGO II
L5-1-A7M37B20
High Back [H.Leather]
RM 2,538



STYLE
L9-1-F23M27B20
High Back [H.Leather]
RM 2,148



LASILLA
LS-1188KA
High Back [H.Leather]
RM 2,918



FOLIO 2.0
L22-1-A47M41B20
High Back [H.Leather]
RM 2,288



Z365
M34-1-A45M11B21
High Back [Mesh/Fabric]
RM 2,168



ZOOM
M5-1-A23M11B21
High Back [Mesh/Fabric]
RM 2,728



FEIN
M33-1-A45M47B20
High Back [Mesh/Fabric]
RM 1,508



FLOW
M25-1-A15M37B20
High Back [Mesh/Fabric]
RM 1,558



BC3
BC3-1-A26M42B15
High Back [Mesh/Fabric]
RM 1,138



BODY
M22-1-A47M41B20
High Back [Mesh/Fabric]
RM 1,888



B-XIMPLE
M23-1-A36M40B15
High Back [Mesh/Fabric]
RM 858



FUNCTION
FB32P-1-A40M47B15
High Back [Fabric]
RM 1,198

**LEATHER | FABRIC |
MESH CHAIR SERIES**



EXPORT QUALITY



*Assorted Colours



PIXIE



ERA



High back Chair
RM 328



Medium back Chair
RM 298



Visitor Chair
RM 198



Medium back Chair
RM 358



High back Chair
RM 378



LIVELLO [FULLY]
High Back Chair
RM 1,348



NEOLA [PU]
High Back Chair
RM 888



SAVINO [PU]
High Back Chair
RM 738



BRUNO [PU]
High Back Chair
RM 678



RICCO [PU]
High Back Chair
RM 638



ALDA [MESH]
High Back Chair
RM 668



ASSA [MESH]
High Back Chair
RM 468



CIRO [MESH]
High Back Chair
RM 548



ZETA-H [MESH]
High Back Chair
RM 488



SKYLAR [MESH]
High Back Chair
RM 418



LUMINO-H [MESH]
High Back Chair
RM 328



MAETIS [MESH]
High Back Chair
RM 338



SELENA [MESH]
High Back Chair
RM 328



TIVOLI [MESH]
High Back Chair
RM 338



PEGASUS [MESH]
High Back Chair
RM 338



ZETA-M [MESH]
Medium Back Chair
RM 398



SKYLAR [MESH]
Low Back Chair
RM 398



HARLY [MESH]
Low Back Chair
RM 328



ELORA [MESH]
Low Back Chair
RM 298



ORION [MESH]
Low Back Chair
RM 298



LUMINO-M [MESH]
Low Back Chair
RM 228



SAFIRA [MESH]
Low Back Chair
RM 228



AXIS [MESH]
Low Back Chair
RM 228



BRIZ [MESH]
Low Back Chair
RM 228



NOVUS [MESH]
Low Back Chair
RM 228



GLO-L-331 [MESH]
Low Back Chair
RM 185



ZETA-V [MESH]
Visitor Chair
RM 328



LUMINO-V [MESH]
Visitor Chair
RM 208



GLO-V-331 [MESH]
Visitor Chair
RM 175

PU CHAIR

*Assorted colours



FA Fixed Armrest
AA Adjustable Armrest



PRE19C
RM 1,068

HIGH BACK CHAIR



PRE20C
RM 1,058

LOW BACK CHAIR



PRE21C
RM 968

VISITOR CHAIR

*DAMON SERIES **FA**



- PRE66 High Back Chair **RM 1,088**
- PRE67 Low Back Chair **RM 1,068**
- PRE68-SE Visitor Chair **RM 988**

*ICARUS SERIES **FA**



- PRE79 High Back Chair **RM 1,088**
- PRE80 Low Back Chair **RM 1,068**
- PRE81-SE Visitor Chair **RM 988**

*ARCACIA SERIES **FA**



- PRE53 High Back Chair **RM 1,238**
- PRE54 Low Back Chair **RM 1,158**
- PRE55-SE Visitor Chair **RM 1,068**

*HYBRIS SERIES **FA**



- PRE72 High Back Chair **RM 999**
- PRE73-N Low Back Chair **RM 929**
- PRE75-SE Visitor Chair **RM 879**

*HARMONIA SERIES **FA**



- PRE69-N High Back Chair **RM 908**
- PRE70-N Low Back Chair **RM 888**
- PRE71-SE Visitor Chair **RM 868**

*HAPI SERIES **FA**



- E2981H High Back Chair **RM 1,098**
- E2983H Low Back Chair **RM 1,068**
- E2984S Visitor Chair **RM 878**

*SUPERIOR SERIES **FA**



- E1091H High Back Chair **RM 948**
- E1093H Low Back Chair **RM 928**
- E1094S Visitor Chair **RM 768**

*SHADE SERIES **FA**



- E91H High Back Chair **RM 618**
- E93H Low Back Chair **RM 598**
- E94S Visitor Chair **RM 568**

*BERGE SERIES **FA**



- E3051H High Back Chair **RM 768**
- E3053H Low Back Chair **RM 748**
- E3054S Visitor Chair **RM 618**

*CENTURY SERIES **FA**



- E2085H High Back Chair **RM 1,008**
- E2087H Low Back Chair **RM 998**
- E2088S Visitor Chair **RM 768**

*OUREA SERIES **AA**



- PRE16N High Back Chair **RM 868**
- PRE17N Low Back Chair **RM 848**
- PRE18N Visitor Chair **RM 818**

*CHARACTER SERIES



- E2311H High Back Chair **RM 1,248**
- E2314H Low Back Chair **RM 1,238**
- E2315S Visitor Chair **RM 1,028**

*ANANKE SERIES **FA**



- PRE07N High Back Chair **RM 898**
- PRE08N Low Back Chair **RM 888**
- PRE09N Visitor Chair **RM 848**

*AETHER SERIES **AA**



- PRE13N High Back Chair **RM 888**
- PRE14N Low Back Chair **RM 868**
- PRE15N Visitor Chair **RM 828**

*FORTUNE SERIES **FA**



- E2161H High Back Chair **RM 999**
- E2163H Low Back Chair **RM 979**
- E2164S Visitor Chair **RM 699**

*VERO SERIES **FA**



- E1031H High Back Chair **RM 999**
- E1033H Low Back Chair **RM 979**
- E1034S Visitor Chair **RM 699**

***BLOOM SERIES FA**



- OF-BLO-HB-H3B4-P High Back Chair **RM 1,458**
- OF-BLO-LB-H3B4-P Low Back Chair **RM 1,358**
- OF-BLO-VB-F1-P Visitor Chair **RM 1,178**

***VITO SERIES FA**



- E2071H High Back Chair **RM 848**
- E2073H Low Back Chair **RM 828**
- E2074S Visitor Chair **RM 708**

***SUPREME SERIES FA**



- E2211H High Back Chair **RM 748**
- E2213H Low Back Chair **RM 728**
- E2214S Visitor Chair **RM 668**

***SILO SERIES FA**



- OF-SL-HB-A3H1B1-P High Back Chair **RM 588**
- OF-SL-LB-A3H1B1-P Low Back Chair **RM 508**
- OF-SL-VB-A3F3-P Visitor Chair **RM 418**

***LAPAZ SERIES FA**



- OF-LAP-HB-A7H7B6-P High Back Chair **RM 999**
- OF-LAP-LB-A7H7B6-P Low Back Chair **RM 918**
- OF-LAP-VB-A7F1-P Visitor Chair **RM 738**

***NATAL SERIES FA**



- OF-NAT-HB-A7H7B6-P High Back Chair **RM 999**
- OF-NAT-LB-A7H7B6-P Low Back Chair **RM 918**
- OF-NAT-VB-A7F1-P Visitor Chair **RM 738**

***CUSEO SERIES FA**



- OF-CUS-HB-A7H7B6-P High Back Chair **RM 999**
- OF-CUS-LB-A7H7B6-P Low Back Chair **RM 918**
- OF-CUS-VB-A7F1-P Visitor Chair **RM 738**

***CRON SERIES FA**



- OF-CRO-HB-A7H7B6-P High Back Chair **RM 948**
- OF-CRO-LB-A7H7B6-P Low Back Chair **RM 868**
- OF-CRO-VB-A7F1-P Visitor Chair **RM 678**

***KADOS SERIES FA**



- OF-KAD-HB-A7H7B6-P High Back Chair **RM 908**
- OF-KAD-LB-A7H7B6-P Low Back Chair **RM 818**
- OF-KAD-VB-A7F1-P Visitor Chair **RM 638**

***BOGOTA SERIES FA**



- OF-BOG-HB-A7H7B6-P High Back Chair **RM 999**
- OF-BOG-LB-A7H7B6-P Low Back Chair **RM 918**
- OF-BOG-VB-A7F1-P Visitor Chair **RM 738**

***FENNO.FINO.FOLIO FA**



- OF-FEN-HB-A7H7B6-P High Back Chair **RM 999**
- OF-FIN-HB-A7H7B6-P High Back Chair **RM 999**
- OF-FOL-HB-A7H7B6-P High Back Chair **RM 999**

***KENO SERIES FA**



- OF-KEN-HB-A5H3B6-P High Back Chair **RM 1,268**
- OF-KEN-LB-A5H3B6-P Low Back Chair **RM 1,178**
- OF-KEN-VB-A5F1-P Visitor Chair **RM 998**

***SANTIAGO I SERIES FA**



- OF-SAN-HB-A5H3B4-P High Back Chair **RM 1,358**
- OF-SAN-LB-A5H3B4-P Low Back Chair **RM 1,268**
- OF-SAN-VB-A5F20-P Visitor Chair **RM 1,098**

***JANEIRO SERIES FA**



- OF-JAN-HB-A5H3B4-P High Back Chair **RM 1,358**
- OF-JAN-LB-A5H3B4-P Low Back Chair **RM 1,268**
- OF-JAN-VB-A5F20-P Visitor Chair **RM 1,098**

***FOCUS SERIES FA**



- OF-FOC-HB-A1H7B6-P High Back Chair **RM 778**
- OF-FOC-LB-A1H7B6-P Low Back Chair **RM 758**
- OF-FOC-VB-A1F1-P Visitor Chair **RM 728**

***ZICO SERIES FA**



- OF-ZIC-HB-A1H7B6-P High Back Chair **RM 688**
- OF-ZIC-LB-A1H7B6-P Low Back Chair **RM 648**
- OF-ZIC-VB-A1F1-P Visitor Chair **RM 568**

***FONZ SERIES FA**



- OF-FON-HB-A1H5B6-P High Back Chair **RM 1,018**
- OF-FON-LB-A1H5B6-P Low Back Chair **RM 938**
- OF-FON-VB-A1F1-P Visitor Chair **RM 928**

A7



A5



A1



MESH CHAIR

*Assorted colours



BLACK SERIES

New **TRIO** SERIES
AVAILABLE **APRIL 2023**

WHITE SERIES



High Back Chair
RM 338



Medium Back Chair
RM 298



Visitor Chair
RM 288



Visitor Chair
RM 328



Medium Back Chair
RM 368



High Back Chair
RM 398

***ANI SERIES** AA FLS



E3021H High Back Chair **RM 598**
E3022H Low Back Chair **RM 578**
E3023S Visitor Chair **RM 538**

***MILE SERIES** AA ALS



E3015H High Back Chair **RM 718**
E3016H Low Back Chair **RM 678**
E3017S Visitor Chair **RM 568**

***LIPS SERIES** AA FLS



E2935H High Back Chair **RM 688**
E2936H Low Back Chair **RM 638**
E2937S Visitor Chair **RM 528**

***RAISE SERIES** AA ALS



E2921H High Back Chair **RM 818**
E2922H Low Back Chair **RM 788**
E2923S Visitor Chair **RM 608**

***WILL SERIES** FA FLS



E2975H High Back Chair **RM 528**
E2976H Low Back Chair **RM 498**
E2977S Visitor Chair **RM 478**

***HYPERION SERIES** AA FLS



NTT57E High Back Chair **RM 438**
NTT58E Low Back Chair **RM 418**
NTT59E Visitor Chair **RM 408**

***ASTERIA SERIES** FA



NTT77E High Back Chair **RM 448**
NTT78E Low Back Chair **RM 438**
NTT78SE Visitor Chair **RM 428**

***MARGHERITE SERIES** FA



MG-001-HB High Back Chair **RM 538**
MG-002-LB Low Back Chair **RM 498**
MG-003-SE Visitor Chair **RM 458**

***NARCISO SERIES** AA FLS



NR-001-HB High Back Chair **RM 818**
NR-002-LB Low Back Chair **RM 778**
NR-003-SE Visitor Chair **RM 698**

***CLOVER SERIES** FA FLS



OF-02-HB High Back Chair **RM 388**
OF-02-LB Low Back Chair **RM 338**
OF-02-SE Visitor Chair **RM 338**

***SPEC SERIES** AA FLS



E2951H High Back Chair **RM 598**
E2952H Low Back Chair **RM 578**
E2953S Visitor Chair **RM 528**

***WEB SERIES** AA FLS



E2781H High Back Chair **RM 598**
E2782H Low Back Chair **RM 578**
E2783S Visitor Chair **RM 528**

***LENNY SERIES** FA



OF-HB-LY-A4H2B3-M High Back Chair **RM 468**
OF-LB-LY-A4H2B3-M Low Back Chair **RM 438**
OF-VB-LY-A4F2-M Visitor Chair **RM 378**

***MECH SERIES** FA FLS



E2755H High Back Chair **RM 518**
E2756H Low Back Chair **RM 488**
E2757S Visitor Chair **RM 468**

***POINT SERIES** FA



E2671H High Back Chair **RM 428**
E2672H Low Back Chair **RM 408**
E2673S Visitor Chair **RM 368**

***OTIS SERIES** AA FLS



OF-13-HB High Back Chair **RM 468**
OF-13-LB Low Back Chair **RM 438**
OF-13-SE Visitor Chair **RM 438**

- 3A** 3D Adjustable Armrest
- 4A** 4D Adjustable Armrest
- FA** Fixed Armrest
- AA** Adjustable Armrest
- FLS** Fixed Lumbar Support
- ALS** Adjustable Lumbar Support



OF-RX-002LB
RM 378

LOW BACK CHAIR



OF-RX-001HB
RM 398

HIGH BACK CHAIR



OF-RX-003-VA
RM 368

VISITOR CHAIR

***STROKE SERIES** FA



E2825H High Back Chair **RM 398**
E2826H Low Back Chair **RM 378**
E2827S Visitor Chair **RM 348**

***RIB SERIES** FA FLS



E2875H High Back Chair **RM 518**
E2876H Low Back Chair **RM 488**
E2877S Visitor Chair **RM 468**

***INOV SERIES** FA FLS



E2095H High Back Chair **RM 688**
E2096H Low Back Chair **RM 658**
E2097S Visitor Chair **RM 568**

***REAL SERIES** FA



E2690H High Back Chair **RM 578**
E2691H Low Back Chair **RM 518**
E2695S Visitor Chair **RM 468**

***TOS SERIES** FA FLS



OF-TOS-001-HB High Back Chair **RM 458**
OF-TOS-002-LB Low Back Chair **RM 428**
OF-TOS-003-VA Visitor Chair **RM 418**

***GINO SERIES** AA ALS



OF-GN-001-HB High Back Chair **RM 508**
OF-GN-002-LB Low Back Chair **RM 488**
OF-GN-003-VA Visitor Chair **RM 478**

***VENON SERIES** FA FLS



OF-VN-001-HB High Back Chair **RM 428**
OF-VN-002-LB Low Back Chair **RM 398**
OF-VN-003-VA Visitor Chair **RM 368**

***MICK SERIES** FA FLS



OF-MK-001-HB High Back Chair **RM 318**
OF-MK-002-LB Low Back Chair **RM 288**
OF-MK-003-VA Visitor Chair **RM 278**

***VICTOR SERIES** AA



E2681H High Back Chair **RM 678**
E2682H Low Back Chair **RM 648**
E2683S Visitor Chair **RM 568**

***PRIMA SERIES** FA FLS



OF-HB-PA-HIB3-M High Back Chair **RM 468**
OF-LB-PA-HIB3-M Low Back Chair **RM 418**
OF-VB-PA-F2-M Visitor Chair **RM 408**

***SKY SERIES** FA FLS



OF-HB-SY-HIB2-M High Back Chair **RM 418**
OF-LB-SY-HIB2-M Low Back Chair **RM 368**
OF-VB-SY-F2-M Visitor Chair **RM 358**

***MARO SERIES** FA FLS



OF-HB-MO-HIB2-M High Back Chair **RM 408**
OF-LB-MO-HIB2-M Low Back Chair **RM 358**
OF-VB-MO-F2-M Visitor Chair **RM 348**

***CRIUS SERIES** AA FLS



NTT99-HB High Back Chair **RM 498**
NTT100-LB Low Back Chair **RM 468**

***PHOEBE SERIES** AA FLS



NTT92-HB High Back Chair **RM 498**
NTT93-LB Low Back Chair **RM 468**

***PERVINCA SERIES** AA ALS



PV-001-HB High Back Chair **RM 1,138**
PV-002-LB Low Back Chair **RM 1,098**

***NOMADE SERIES** FA ALS



NM-001-HB High Back Chair **RM 568**
NM-002-LB Low Back Chair **RM 528**

FABRIC CHAIR

*Assorted colours



FA Fixed Armrest
AA Adjustable Armrest



EXE62
RM 448

HIGH BACK CHAIR



EXE63
RM 438

LOW BACK CHAIR



EXE65-SE
RM 428

VISITOR CHAIR

*ACHELOUS SERIES FA



EXE21 High Back Chair **RM 538**
EXE22 Low Back Chair **RM 528**
EXE23 Visitor Chair **RM 518**

*LIMOS SERIES FA



EXE56 High Back Chair **RM 408**
EXE57 Low Back Chair **RM 398**
EXE58-SE Visitor Chair **RM 388**

*LYSA SERIES FA



EXE59 High Back Chair **RM 338**
EXE60 Low Back Chair **RM 328**
EXE61-SE Visitor Chair **RM 318**

*CORUS SERIES FA



EXE54 High Back Chair **RM 338**
EXE55 Low Back Chair **RM 328**
EXE55-SE Visitor Chair **RM 318**

*ARKE SERIES FA



EXE66 High Back Chair **RM 338**
EXE67 Low Back Chair **RM 328**
EXE68-SE Visitor Chair **RM 318**

*ERSA SERIES FA



EXE69 High Back Chair **RM 348**
EXE70 Low Back Chair **RM 338**
EXE71-SE Visitor Chair **RM 328**

*ATTIS SERIES FA



EXE76 High Back Chair **RM 518**
EXE77 Low Back Chair **RM 508**
EXE78-SE Visitor Chair **RM 498**

*OCYPODE SERIES FA



AR-9191 High Back Chair **RM 418**
AR-9193 Low Back Chair **RM 408**
AR-9194 Visitor Chair **RM 398**

*DYNAMENE SERIES FA



AR-8371 High Back Chair **RM 488**
AR-8372 Low Back Chair **RM 478**
AR-8373 Visitor Chair **RM 468**

*ENYO SERIES FA



AR-4001 High Back Chair **RM 488**
AR-4002 Low Back Chair **RM 478**
AR-4003 Visitor Chair **RM 468**

*IMAGINE SERIES FA



E2391H High Back Chair **RM 468**
E2393H Low Back Chair **RM 448**
E2395S Visitor Chair **RM 418**

*TARTARUS SERIES AA



EXE36N High Back Chair **RM 738**
EXE37N Low Back Chair **RM 718**
EXE38N Visitor Chair **RM 678**

*EURYALE SERIES



NEW!
ARMREST AVAILABLE



EXE15 High Back Chair **RM 538**
EXE16 Low Back Chair **RM 528**
EXE17SE Visitor Chair **RM 518**

*MEDUSA SERIES FA



EXE24 High Back Chair **RM 538**
EXE25 Low Back Chair **RM 528**
EXE26 Visitor Chair **RM 518**

*SOLVE SERIES FA



E2591H High Back Chair **RM 468**
E2593H Low Back Chair **RM 448**
E2594S Visitor Chair **RM 418**

*MAXIM SERIES FA



E2581H High Back Chair **RM 468**
E2583H Low Back Chair **RM 448**
E2585S Visitor Chair **RM 418**

***MOST SERIES FA**



E2283H High Back Chair **RM 428**
 E2281H Low Back Chair **RM 408**
 E2284S Visitor Chair **RM 398**

***GAIN SERIES FA**



E2271H High Back Chair **RM 428**
 E2273H Low Back Chair **RM 408**
 E2274S Visitor Chair **RM 395**

***RISE SERIES FA**



E120H High Back Chair **RM 468**
 E122H Low Back Chair **RM 448**
 E124S Visitor Chair **RM 418**

***FOCUS SERIES FA**



E818H High Back Chair **RM 578**
 E838H Low Back Chair **RM 568**
 E848S Visitor Chair **RM 508**

***MERIT SERIES FA**



E2051H High Back Chair **RM 438**
 E2053H Low Back Chair **RM 428**
 E2055S Visitor Chair **RM 398**

***CONFI SERIES FA**



E2000H High Back Chair **RM 448**
 E2002H Low Back Chair **RM 438**
 E2008S Visitor Chair **RM 408**

***AXI SERIES FA**



E1021H High Back Chair **RM 388**
 E1023H Low Back Chair **RM 378**
 E1024S Visitor Chair **RM 348**

***RASCAL SERIES FA**



OF-RAS-HB-A67-HLB1 High Back Chair **RM 498**
 OF-RAS-LB-A67-HLB1 Low Back Chair **RM 468**
 OF-RAS-V-A67-V4 Visitor Chair **RM 388**

***TREND SERIES AA**



OF-TRN-HB-A93-M35-L4 High Back Chair **RM 628**
 OF-TRN-LB-A93-M35-L4 Low Back Chair **RM 588**
 OF-TRN-V-A93-V4 Visitor Chair **RM 518**

***HUT 1 SERIES FA**



OF-H1F-HB-A62-M1-L1 High Back Chair **RM 358**
 OF-H1F-LB-A62-M1-L1 Low Back Chair **RM 338**
 OF-H1F-V-A62-V1 Visitor Chair **RM 308**

***HUT 2 SERIES FA**



OF-H2F-HB-A62-M1-L1 High Back Chair **RM 358**
 OF-H2F-LB-A62-M1-L1 Low Back Chair **RM 338**
 OF-H2F-V-A62-V1 Visitor Chair **RM 308**

***HUT 3 SERIES FA**



OF-H3F-HB-A62-M1-L1 High Back Chair **RM 288**
 OF-H3F-LB-A62-M1-L1 Low Back Chair **RM 278**
 OF-H3F-V-A62-V1 Visitor Chair **RM 278**

PROMOTION CHAIR (BLUE & MAROON COLOUR ONLY)

*for colour option; Additional RM25 / unit

ASPEN SERIES



ASPEN High Back Chair **RM 195**
 ASPEN Medium Back Chair **RM 190**
 ASPEN Low Back Chair **RM 185**
 ASPEN Visitor Chair **RM 205**

APHROS SERIES



APHROS High Back Chair **RM 248**
 APHROS Medium Back Chair **RM 238**
 APHROS Low Back Chair **RM 228**
 APHROS Visitor Chair **RM 218**

ANGELO SERIES



ANGELO High Back Chair **RM 258**
 ANGELO Medium Back Chair **RM 248**
 ANGELO Low Back Chair **RM 238**
 ANGELO Visitor Chair **RM 228**

NEREUS SERIES



OF-CH-05A c/w armrest **RM 150**
 OF-CH-05 w/o armrest **RM 135**
 NEREUS c/w armrest Visitor Chair **RM 138**
 NEREUS w/o armrest Visitor Chair **RM 128**

OFIS SERIES



OFIS 88 (PU) High Back Chair **RM 308**



***HORA SERIES [FABRIC] 4A AB SS**

- High Back Chair HG6210F-24D91 **RM 758**
- Medium Back Chair HG6212F-24D91 **RM 678**
- Visitor Chair HG6213F-19D91 **RM 788**



***ENNA SERIES [FABRIC] FA SS**

- High Back Chair EV6410F-13A77 **RM 908**
- Medium Back Chair EV6411F-13A77 **RM 888**
- Visitor Chair EV6413F-92EA77 **RM 638**



***ENNA II SERIES [FABRIC] 4A SS**

- High Back Chair EV6410F-13D98 **RM 948**
- Medium Back Chair EV6411F-13D98 **RM 928**
- Visitor Chair EV6413F-92E **RM 538**



***COMO SERIES [FABRIC] FA SS**

- High Back Chair CV6110F-24A66 **RM 688**
- Medium Back Chair CV6111F-24A66 **RM 608**
- Visitor Chair CV6113F-19A66 **RM 718**



- *ROY SERIES 4A**
High Back Chair with seat slider
RC8520L-18D98
RM 978

***ASSORTED COLOURS**



- *ROY SERIES 4A**
High Back Chair with seat slider
RC8510L-18D98
RM 978



PU LEATHER / FABRIC / MESH / SOFTECH



- 3A** 3D Adjustable Armrest
- 4A** 4D Adjustable Armrest
- FA** Fixed Armrest
- AA** Adjustable Armrest
- FLS** Fixed Lumbar Support
- ALS** Adjustable Lumbar Support
- SS** Seat Slider
- AB** Adjustable Backrest



***KLAUS SERIES [FABRIC] FA**

- High Back Chair KR5410F-30A66 **RM 498**
- Medium Back Chair KR5412F-30A66 **RM 488**
- Visitor Chair KR5413F-89EA **RM 468**



***SIENA SERIES [FABRIC] FA**

- High Back Chair SM6510F-24E60 **RM 518**
- Medium Back Chair SM6511F-24E60 **RM 498**
- Visitor Chair SM6514F-93E **RM 458**



***ELINI SERIES [FABRIC] FA**

- High Back Chair ER5510F-30A60 **RM 558**
- Medium Back Chair ER5511F-30A60 **RM 478**
- Visitor Chair ER5514F-92E **RM 428**



***ASTI SERIES [FABRIC] FA**

- High Back Chair AR5310F-30A72 **RM 498**
- Medium Back Chair AR5312F-30A72 **RM 488**
- Visitor Chair AR5313F-89EA **RM 468**



***OTANO SERIES [SOFTECH]**

- High Back Chair OT8810F-20D95 **RM 918**
- Medium Back Chair OT8811F-20D95 **RM 858**
- Visitor Chair OT8813F-92E75 **RM 728**



***ZEDIA SERIES [SOFTECH] FA**

- High Back Chair ZN8210F-24A72 **RM 888**
- Medium Back Chair ZN8211F-24A72 **RM 808**
- Visitor Chair ZN8213F-89EA **RM 748**



***SAVONA SERIES [SOFTECH]**

- High Back Chair SF8410F-24D91 **RM 998**
- Medium Back Chair SF8411F-24D91 **RM 928**
- Visitor Chair SF8413F-89EA **RM 748**



***FIRENZE SERIES [FABRIC] FA**

- High Back Chair FT5710F-30A76 **RM 468**
- Medium Back Chair FT5711F-30A76 **RM 418**
- Visitor Chair FT5714F-94EA76 **RM 408**



***ISSO SERIES [MESH]**

- Medium Back Chair IT8312N-24A66 **RM 508**
- Medium Back Chair IT8312N-10D34 **RM 628**



***POMPEI SERIES [POLYPROPYLENE]**

- Medium Back Chair PC8621A-24A72 **RM 608**



***KASTEL SERIES [FABRIC] FA**

- High Back Chair KL5610F-30A70 **RM 448**
- Medium Back Chair KL5611F-30A70 **RM 438**
- Visitor Chair KL5610F-90EA70 **RM 418**



***PETINA SERIES [FABRIC]**

- High Back Chair PG5110F-20D90 **RM 758**
- Medium Back Chair PG5111F-20D90 **RM 738**
- Visitor Chair PG5113F-89EA **RM 518**



***MALFA SERIES [SOFTECH]**

- High Back Chair MX8110F-20A68 **RM 1,398**
- Medium Back Chair MX8111F-20A68 **RM 1,318**



***HORA SERIES [PU] 4A AB SS**

- High Back Chair HG6210L-10D98 **RM 938**
- Medium Back Chair HG6212L-10D98 **RM 868**
- Visitor Chair HG6213L-19D98 **RM 908**



***ENNA SERIES [PU] FA SS**

- High Back Chair EV6410L-13A77 **RM 948**
- Medium Back Chair EV6411L-13A77 **RM 928**
- Visitor Chair EV6413L-92CA77 **RM 728**



***PRATO SERIES [PU] FA SS**

- High Back Chair PM6310L-18S54 **RM 1,028**
- Medium Back Chair PM6311L-18S54 **RM 998**
- Visitor Chair PM6313L-89CA **RM 788**



***ZAFFA SERIES [PU] FA**

- High Back Chair ZY5210L-13S50 **RM 818**
- Medium Back Chair ZY5211L-13S50 **RM 798**
- Visitor Chair ZY5213L-89CA **RM 638**




PU LEATHER / FABRIC / MESH / SOFTECH

***OTANO SERIES FA**

- High Back Chair OT8810L-18D95 **RM 888**

***ASSORTED COLOURS**

- 3A** 3D Adjustable Armrest
- 4A** 4D Adjustable Armrest
- FA** Fixed Armrest
- AA** Adjustable Armrest
- FLS** Fixed Lumbar Support
- ALS** Adjustable Lumbar Support
- SS** Seat Slider
- AB** Adjustable Backrest



***SIENA SERIES [PU] FA**

- High Back Chair SM6510L-13S54 **RM 778**
- Medium Back Chair SM6511L-13S54 **RM 768**
- Visitor Chair SM6512L-19S54 **RM 768**



***ELINI SERIES [PU] AA**

- High Back Chair ER5510L-10D36 **RM 718**
- Medium Back Chair ER5511L-10D36 **RM 638**
- Visitor Chair ER5513L-89CA **RM 568**



***ASTI SERIES [PU] 4A**

- High Back Chair AR5310L-10D91 **RM 708**
- Medium Back Chair AR5311L-10D91 **RM 698**
- Visitor Chair AR5314L-92C **RM 538**



***KLAUS SERIES [PU] 4A**

- High Back Chair KR5410L-10D90 **RM 698**
- Medium Back Chair KR5411L-10D90 **RM 688**
- Visitor Chair KR5414L-92C **RM 538**



***COMO SERIES [PU] 4A SS**

- High Back Chair CV6110L-10D98 **RM 948**
- Medium Back Chair CV6111L-10D98 **RM 868**
- Visitor Chair CV6113L-19D98 **RM 898**



***KASTEL SERIES [PU] FA**

- High Back Chair KL5610L-13S58 **RM 688**
- Medium Back Chair KL5611L-13S58 **RM 678**
- Visitor Chair KL5613L-90CS58 **RM 548**



***PETINA SERIES [PU] 4A SS**

- High Back Chair PG5110L-10D90 **RM 828**
- Medium Back Chair PG5111L-10D90 **RM 808**
- Visitor Chair PG5113L-89CA **RM 618**



***OTANO SERIES [MESH] AA FA ALS SS**

- High Back Chair OT8810N-20D95 **RM 798**
- Medium Back Chair OT8811N-20D95 **RM 738**
- Visitor Chair OT8813N-92EA75 **RM 608**

ENQUIRE WITHIN FOR CAPPING COLOUR OPTIONS AVAILABLE - ADDITIONAL CHARGE RM20.00 PER UNIT



****black capping with backrest stripe**
***ZEDIA SERIES [MESH] AA**

- High Back Chair ZN8210N-24D36 **RM 838**
- Medium Back Chair ZN8211N-24D36 **RM 758**
- Visitor Chair ZN8213N-89EA **RM 638**



****black colour for leg base & armrest**
***SAVONA SERIES [MESH] 4A ALS**

- High Back Chair SF8410N-24D91 **RM 888**
- Medium Back Chair SF8411N-24D91 **RM 808**
- Visitor Chair SF8413N-89EA **RM 628**



****black colour for leg base & armrest**
***SAVONA SERIES [MESH] FA ALS**

- High Back Chair SF8410N-24A71 **RM 738**
- Medium Back Chair SF8411N-24A71 **RM 668**



***MALFA SERIES [MESH] 3A ALS SS**

- High Back Chair MX8110N-18D58 **RM 1,438**
- Medium Back Chair MX8111N-18D58 **RM 1,358**

AGLIO SERIES (AG-1131)



AG-1131-1S
W: 710
D: 735
H: 840
RM 1,068

AG-1131-2S
W: 1245
D: 735
H: 840
RM 1,408

AG-1131-3S
W: 1750
D: 735
H: 840
RM 1,888

BASILO SERIES (BS-3217)



BS-3217-1S
W: 825
D: 775
H: 775
RM 728

BS-3217-2S
W: 1335
D: 775
H: 775
RM 958

BS-3217-3S
W: 1840
D: 775
H: 775
RM 1,288

BORLOTTI SERIES (BR-1103)



BR-1103-1S
W: 785
D: 890
H: 875
RM 1,108

BR-1103-2S
W: 1295
D: 890
H: 875
RM 1,468

BR-1103-3S
W: 1805
D: 890
H: 875
RM 1,938

GELSO SERIES (GS-3218)



GS-3218-1S
W: 1065
D: 965
H: 965
RM 1,288

GS-3218-2S
W: 1600
D: 965
H: 965
RM 1,488

GS-3218-3S
W: 2135
D: 965
H: 965
RM 2,268

MORA SERIES (MR-1132)



MR-1132-1S
W: 760
D: 735
H: 840
RM 728

MR-1132-2S
W: 1280
D: 735
H: 840
RM 968

MR-1132-3S
W: 1815
D: 735
H: 840
RM 1,288

MANDORLA SERIES (MD-1107)



MD-1107-1S
W: 785
D: 915
H: 952
RM 1,468

MD-1107-2S
W: 1295
D: 915
H: 952
RM 1,888

MD-1107-3S
W: 1805
D: 915
H: 952
RM 2,588

GAVIANA SERIES (1826)



1826-1S
W: 1080
D: 838
H: 813
RM 928

1826-2S
W: 1664
D: 838
H: 813
RM 1,278

1826-3S
W: 2172
D: 838
H: 813
RM 1,658

NERA SERIES (2104)



2104-1S
W: 940
D: 521
H: 420
RM 938

2104-2S
W: 1448
D: 800
H: 670
RM 1,348

2104-3S
W: 1956
D: 800
H: 670
RM 1,748

SETTEE SERIES

UP TO

5 YEARS

★★★★★

warranty



LUTHER SERIES (1710)



1710-1S
W: 1070
D: 940
H: 860
RM 838

1710-2S
W: 1600
D: 940
H: 860
RM 1,158

1710-3S
W: 2050
D: 940
H: 860
RM 1,498

PAVIA SERIES (1911)



1911-1S
W: 978
D: 851
H: 978
RM 788

1911-2S
W: 1486
D: 851
H: 978
RM 1,088

1911-3S
W: 1994
D: 851
H: 978
RM 1,418

MARTINA SERIES (2105)



2105-1S
W: 950
D: 535
H: 440
RM 958

2105-2S
W: 1490
D: 760
H: 655
RM 1,318

2105-3S
W: 2030
D: 760
H: 655
RM 1,718

CLAUDIA SERIES (886)



886-1S
W: 1041
D: 864
H: 876
RM 728

886-2S
W: 1575
D: 864
H: 876
RM 998

886-3S
W: 2108
D: 864
H: 876
RM 1,308

CAVOLO SERIES (CV-3127)



CV-3127-1S
W: 760
D: 915
H: 980
RM 848

CV-3127-2S
W: 1310
D: 915
H: 980
RM 1,128

CV-3127-3S
W: 1840
D: 915
H: 980
RM 1,498

ELYNA SERIES (2108)



2108-1S
W: 900
D: 560
H: 470
RM 878

2108-2S
W: 1405
D: 850
H: 905
RM 1,258

2108-3S
W: 1905
D: 850
H: 905
RM 1,628

ZUCCA SERIES (ZC-1121)



ZC-1121-1S
W: 890
D: 925
H: 890
RM 948

ZC-1121-2S
W: 1500
D: 925
H: 890
RM 1,248

ZC-1121-3S
W: 2105
D: 925
H: 890
RM 1,688

ARANCIA SERIES (RN-1118)



RN-1118-1S
W: 760
D: 735
H: 750
RM 928



RN-1118-2S
W: 1270
D: 735
H: 750
RM 1,218

RN-1118-3S
W: 1780
D: 735
H: 750
RM 1,618

LIVIANA SERIES (2110)

 2110-1S W : 950 D : 550 H : 460 RM 958	 2110-2S W : 1490 D : 760 H : 830 RM 1,318	 2110-3S W : 2030 D : 760 H : 830 RM 1,718
--	--	--

NITA SERIES (2201)

 2201-1S W : 910 D : 520 H : 460 RM 768	 2201-2S W : 1460 D : 795 H : 850 RM 1,058	 2201-3S W : 2010 D : 795 H : 850 RM 1,378
---	---	---

FRAGOLA SERIES (FR-1119)

 FR-1119-1S W : 965 D : 825 H : 762 RM 1,388	 FR-1119-2S W : 1420 D : 825 H : 762 RM 1,788	 FR-1119-3S W : 1930 D : 825 H : 762 RM 2,388
--	--	--

PRUGNA SERIES (PG-3131)

 PG-3131-1S W : 865 D : 890 H : 915 RM 858	 PG-3131-2S W : 1370 D : 890 H : 915 RM 1,128	 PG-3131-3S W : 1880 D : 890 H : 915 RM 1,498
--	--	--

RAIMONA SERIES (2206)

 2206-1S W : 1000 D : 570 H : 480 RM 818	 2206-2S W : 1495 D : 820 H : 820 RM 1,118	 2206-3S W : 1990 D : 820 H : 820 RM 1,448
---	--	--

ANZOLA SERIES (2213)

 2213-1S W : 1220 D : 530 H : 500 RM 938	 2213-2S W : 1760 D : 930 H : 995 RM 1,288	 2213-3S W : 2300 D : 930 H : 995 RM 1,668
--	---	---

CECI SERIES (CC-3128)

 CC-3128-1S W : 890 D : 875 H : 965 RM 848	 CC-3128-2S W : 1420 D : 875 H : 965 RM 1,128	 CC-3128-3S W : 1955 D : 875 H : 965 RM 1,498
--	--	--

CAROTA SERIES (RT-3219)




 RT-3219-1S W : 1168 D : 915 H : 978 RM 1,168	 RT-3219-2S W : 1675 D : 915 H : 978 RM 1,548	 RT-3219-3S W : 2235 D : 915 H : 978 RM 2,088
---	--	--



SETTEE SERIES



KUEEN SERIES (KB015)

 KB015-1S W : 870 D : 740 H : 720 RM 1,568	 KB015-2S W : 1380 D : 740 H : 720 RM 2,258	 KB015-3S W : 1930 D : 740 H : 720 RM 2,908
--	--	--

ARIEL SERIES (AP033)

 AP033-1S W : 840 D : 840 H : 670 RM 1,448	 AP033-2S W : 1390 D : 840 H : 670 RM 1,888	 AP033-3S W : 1920 D : 840 H : 670 RM 2,288
--	--	--

BRANZI SERIES (BD026)

 BD026-1S W : 730 D : 690 H : 900 RM 1,088	 BD026-2S W : 1280 D : 690 H : 900 RM 1,598	 BD026-3S W : 1880 D : 690 H : 900 RM 2,068
--	--	--

SUSINA SERIES (SN-1105)

 SN-1105-1S W : 785 D : 915 H : 952 RM 1,388	 SN-1105-2S W : 1295 D : 915 H : 952 RM 1,868	 SN-1105-3S W : 1805 D : 915 H : 952 RM 2,288
--	--	--

LEGNO SERIES (LN025)

 LN025-1S W : 820 D : 750 H : 700 RM 1,028	 LN025-2S W : 1370 D : 750 H : 700 RM 1,558	 LN025-3S W : 1880 D : 750 H : 700 RM 2,018
--	--	--

MELOOCA SERIES (MD035)

 MD035-1S W : 800 D : 690 H : 720 RM 1,088	 MD035-2S W : 1330 D : 690 H : 720 RM 1,588	 MD035-3S W : 1860 D : 690 H : 720 RM 1,998
--	--	--

CILIEGIE SERIES (CL-1137)

 CL-1137-1S W : 760 D : 735 H : 610 RM 1,588	 CL-1137-2S W : 1285 D : 735 H : 610 RM 2,188	 CL-1137-3S W : 1815 D : 735 H : 610 RM 2,888
--	--	--

FAGIOLI SERIES (FG-1106)

 FG-1106-1S W : 810 D : 810 H : 700 RM 1,468	 FG-1106-2S W : 1320 D : 810 H : 700 RM 1,888	 FG-1106-3S W : 1830 D : 810 H : 700 RM 2,488
--	--	--

STEEL STORAGE SERIES

*COLOUR OPTIONS:



Beige + Brown (2 Tone)



L.Grey

*Due to heavy fluctuation in steel raw material price, steel product pricing is subject to change without prior notice.



PEDESTAL DESK

- 01 OF-S102/LT** **RM 598**
4' Single Pedestal Desk
W1220*D762*H762
- 02 OF-S103/LT** **RM 718**
5' Double Pedestal Desk
W1524*D762*H762
- 03 OF-S136** **RM 788**
4' General Purpose Table
W1220*D762*H762
- 04 OF-S104/A** **RM 788**
4' Utility Table
W1220*D762*H762
- 01 OF-S102/MT** **RM 829**
4' Single Pedestal Desk
W1220*D762*H762
- 02 OF-S103/MT** **RM 978**
5' Double Pedestal Desk
W1524*D762*H762
- 03 OF-S137** **RM 828**
5' General Purpose Table
W1524*D762*H762
- 04 OF-S104/B** **RM 888**
5' Utility Table
W1524*D762*H762

MELAMINE CHIPBOARD TOP
COLOUR OPTIONS:



LT = BLACK LINOLEUM TOP

MT = MELAMINE CHIPBOARD TOP



01 OF-S102/LT/MT



02 OF-S103/LT/MT



c/w center drawer

03 OF-S136/137



04 OF-S104A/104B

WARDROBE



OF-S198 **RM 738**

Swing Door [3 Shelves]
1 Drawer, 1 Hanging Bar, 1 Mirror
W915*D525*H1828



OF-S199 **RM 538**

Swing Door [1 Top Shelf]
1 Hanging Bar Below Shelf
W915*D457*H1828



OF-S200 **RM 538**

Swing Door [1 Bottom Shelf]
1 Hanging Bar Above Shelf
W915*D457*H1828

MOBILE PEDESTAL



OF-S180
2 Drawer + 1 Filing
W400*490*680
RM 408



OF-S181
3 Drawer
W400*490*550
RM 405



OF-S182
1 Drawer + 1 Filing
W400*490*527
RM 398

*ADD ON SHELF FOR S110 | S111 | S112 | ST112-2V | S112 ADDITIONAL CHARGE RM 95 PER SHELF

HALF HEIGHT CUPBOARD | SHOE RACK



OF-S110
Sliding Glass Door
[1 Adj Shelf]
W915*D457*H915
RM 399



OF-S111
Sliding Door
[1 Adj Shelf]
W915*D457*H915
RM 385



OF-S112
Swing Door
[1 Adj Shelf]
W915*D457*H915
RM 375



OF-ST112-SV
Swing Door
[2 Adj Shelves]
W915*D457*H1016
RM 399



OF-S112W
Open Shelf
[1 Adj Shelf]
W915*D457*H915
RM 365



OF-ST112W
Open Shelf
[2 Adj Shelves]
W915*D457*H1016
RM 389



OF-S168
Shoe Rack
[4 Fixed Shelves]
W1000*D400*H800
RM 628

FULL HEIGHT CUPBOARD

*ADD ON SHELF FOR S118 | S118W | S118W-GS | S116 | S119 ADDITIONAL CHARGE RM 95 PER SHELF



OF-S118
Swing Door [3 Adj.S]
W915*D457*H1828
RM 458



OF-S118LB
Swing Door [3 Adj.S]
W915*D457*H1828
RM 598

c/w Locking Bar



OF-S118W
Open Shelf [3 Adj.S]
W915*D457*H1828
RM 428



OF-S118-GS
Swing Glass Door [3 Adj.S]
W915*D457*H1828
RM 585



OF-S116
Sliding Door [3 Adj.S]
W915*D457*H1828
RM 555



OF-S119
Sliding Glass Door [3 Adj.S]
W915*D457*H1828
RM 585

PIGEON HOLES

OF-S113/A
6 Pigeon holes



OF-S113/B
9 Pigeon holes



OF-SPH12
12 Pigeon holes



OF-SPH15
15 Pigeon holes



OF-SPH18
18 Pigeon holes



MODEL	SIZE (W*D*H)	PRICE
OF-S113/A	915*381*890	RM 308
OF-S113/B	915*381*890	RM 328
OF-SPH12/3615	915*381*1828	RM 628
OF-SPH12/3618	915*457*1828	RM 648
OF-SPH12/4515	1143*381*1828	RM 668
OF-SPH12/4518	1143*457*1828	RM 688
OF-SPH15/3615	915*381*1828	RM 698

MODEL	SIZE (W*D*H)	PRICE
OF-SPH15/3618	915*457*1828	RM 708
OF-SPH15/4515	1143*381*1828	RM 718
OF-SPH15/4518	1143*457*1828	RM 728
OF-SPH18/3615	915*381*1828	RM 758
OF-SPH18/3618	915*457*1828	RM 768
OF-SPH18/4515	1143*381*1828	RM 778
OF-SPH18/4518	1143*457*1828	RM 788


FILING CABINET




01



02



03



04



MODEL	SIZE (W*D*H)	LOCKING BAR	
		w/o	c/w
OF-S106/5A	465*625*1620	RM 588	RM 728
OF-S106/AB	465*625*1320	RM 399	RM 539
OF-S106/BB	465*625*1020	RM 395	RM 535
OF-S106/CB	465*625*720	RM 390	RM 530

*COLOUR OPTIONS:



Beige + Brown
(2 Tone)



L.Grey

*Due to heavy fluctuation in steel raw material price, steel product pricing is subject to change without prior notice.

STEEL STORAGE SERIES

LOCKER



OF-S114 SERIES

**For model OF-S114/D & OF-S114/DS c/w 1 hanging bar & 1 fixed shelf at bottom
**For model OF-S114/C & OF-S114/CS c/w 1 hanging bar & 1 fixed shelf at bottom of each compartment

*HANDLE LATCH LOCK : ADDITIONAL CHARGE RM 2.00 PER DOOR
COMBINATION LOCK : ADDITIONAL CHARGE RM 35.00 PER DOOR

MODEL	COMPARTMENT	SIZE (W*D*H)	PRICE
OF-S114/D	1	381*381*1828	RM 265
OF-S114/DS	1	381*457*1828	RM 305
OF-S114/C	2	381*381*1828	RM 275
OF-S114/CS	2	381*457*1828	RM 315
OF-S114/3	3	381*381*1828	RM 280
OF-S114/3S	3	381*457*1828	RM 320
OF-S114/B	4	381*381*1828	RM 285
OF-S114/BS	4	381*457*1828	RM 325
OF-S114/E	5	381*381*1828	RM 295
OF-S114/ES	5	381*457*1828	RM 340
OF-S114/A	6	381*381*1828	RM 298
OF-S114/AS	6	381*457*1828	RM 345

MULTIPLE LOCKER

MODEL	COMPARTMENT	SIZE (W*D*H)	PRICE
OF-S140/A	3	915*381*1828	RM 748
OF-S140/AS	3	915*457*1828	RM 778
OF-S138/A	3	1143*381*1828	RM 818
OF-S138/AS	3	1143*457*1828	RM 838
OF-S141/A	6	915*381*1828	RM 788
OF-S141/AS	6	915*457*1828	RM 818
OF-S139/A	6	1143*381*1828	RM 848
OF-S139/AS	6	1143*457*1828	RM 888
OF-S105/A	9	915*381*1828	RM 798
OF-S105/AS	9	915*457*1828	RM 828
OF-S135/A	9	1143*381*1828	RM 858
OF-S135/AS	9	1143*457*1828	RM 898
OF-S107/A	12	915*381*1828	RM 808
OF-S107/AS	12	915*457*1828	RM 858
OF-S108/A	12	1143*381*1828	RM 898
OF-S108/AS	12	1143*457*1828	RM 938
OF-S125/A	15	915*381*1828	RM 818
OF-S125/AS	15	915*457*1828	RM 868
OF-S126/A	15	1143*381*1828	RM 918
OF-S126/AS	15	1143*457*1828	RM 958
OF-S109/A	18	915*381*1828	RM 799
OF-S109/AS	18	915*457*1828	RM 908
OF-S115/A	18	1143*381*1828	RM 838
OF-S115/AS	18	1143*457*1828	RM 988



OF-S140 | S138



OF-S141 | S139



OF-S105 | S135



OF-S107 | S108



OF-S125 | S126



OF-S109 | S115

CHOOSE YOUR LOCK:



Cam Lock



Latch Lock

CALL FOR BEST PRICE



Combination Lock

**For OF-S140 & OF-S138
OF-S141 & OF-S139
c/w 1 hanging bar & 1 fixed shelf at bottom of each compartment

*HANDLE LATCH LOCK : ADDITIONAL CHARGE RM 2.00 PER DOOR
*COMBINATION LOCK : ADDITIONAL CHARGE RM 35.00 PER DOOR

MOBILE COMPACTOR



OF-S117/A

4 x 1 Bay Depth
W2440*D915*H2115

RM 2,688

1 BAY DEPTH -
ODD NUMBER BAY
ADDITIONAL CHARGE
RM 100 NETT



CENTRAL LOCKING BAR



HANDLE



OF-S117/AD

4 x 2 Bays Depth
W2440*D1830*H2115

RM 5,388

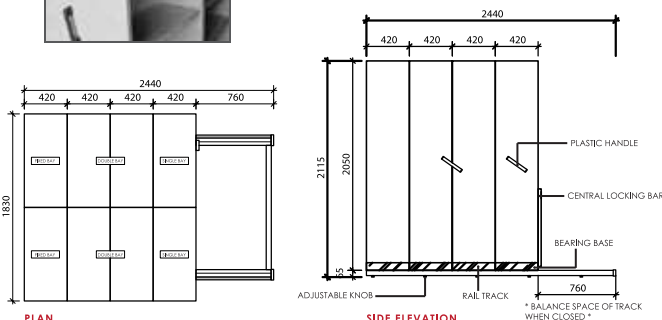
2 BAY DEPTH -
ODD NUMBER BAY
ADDITIONAL CHARGE
RM 200 NETT



LATERAL SHELF
(CAN HANG
FILING POCKET)



INTERNAL VIEW



MODEL	SIZE (W*D*H)	PRICE
OF-S127/A	915*381*915	RM 608
OF-S127/AS	915*457*915	RM 638
OF-S128/A	1143*381*915	RM 668
OF-S128/AS	1143*457*915	RM 688
OF-S129/A	915*381*915	RM 648
OF-S129/AS	915*457*915	RM 688
OF-S130/A	1143*381*915	RM 708
OF-S130/AS	1143*457*915	RM 728



OF-S127 | S128
6 COMPARTMENT



OF-S129 | S130
9 COMPARTMENT

CUSTOMADE ITEM



RM 1,038

OF-SCM-0001 W750*D470*H2100
Full Height Wardrobe with Swing Door c/w
1 Mirror, 1 Top Shelf, 1 Divider, 4 Small Fixed
Shelf & 1 Hanging Bar



RM 548

OF-SCM-0002 W457*D508*H1828
1 Compartment Steel Locker with Swing
Door c/w 1 Hanging Bar, 1 Mirror, 1 Centre
Drawer, 1 Fixed Shelf at Bottom



OF-SCM-0003
36
Compartment
Steel Locker
with Swing Door
W915*D381*
H1828
RM 2,188



OF-SCM-0004
Full Height
30 Pigeon Hole
W915*D457*
H1828
RM 1,888



OF-SCM-0005
12
Compartment
Steel Locker
with Swing Door
W381*D381*
H1828
RM 728

MANUAL MOBILE STORAGE SYSTEM



MECHANICAL MOBILE STORAGE SYSTEM

STEEL STORAGE SERIES



RM 999 per bay



SPECIFICATIONS

- Standard Height : 2195mm
- Standard Width : 915mm
- Standard Depth : 812mm for double bay
- Standard Depth : 406mm for single bay
- Aisle Space : 800mm (minimum)
- Loading Capacity (per shelf) : 65kgs
- Loading Capacity (per bay) : 325kgs

FEATURES & OPTIONS

- Central locking
- Sound buffer pad
- User friendly handle
- Powder epoxy coating
- Shelf adjustable every 25mm height
- Easy retrieval & reference

***Due to heavy fluctuation in steel raw material price, steel product pricing is subject to change without prior notice.**



SAVE SPACE 50%



Min order 8 bays

RM 1,308 per bay

SPECIFICATIONS

- Standard Height : 2215mm (inclusive of track)
- Standard Width : 915mm (starting bay)
- Standard Width : 915mm (add-on-bay)
- Standard Depth : 812mm for Double Bay
- Standard Depth : 406mm for Single Bay
- Standard Depth Purpose Shelf : W909*D362*H26mm
- Aisle Space : 800mm
- Loading Capacity (per shelf) : 65kgs
- Loading Capacity (per bay) : 325kgs
- Weight (per bay) Unloaded : 70kgs

FEATURES & OPTIONS

- Anti-tilt
- Central locking
- Safety lock
- Sound buffer pad
- Steering wheel
- Powder epoxy coating
- Shelf adjustable every 43mm height
- Solid bar 32mmx16mm tracks

SWING DOOR / SLIDING DOOR / GLASS SLIDING DOOR / OPEN SHELF

<p>(Full Height)</p> <p>HC15 (1 shelf) W915*D457 *H1000 RM 420</p> <p>(Half Height)</p> <p>FC15 (3 shelves) W915*D457 *H1830 RM 599</p> <p>STEEL SWING DOOR</p>	<p>(Full Height)</p> <p>HC20 (1 shelf) W915*D457 *H1000 RM 440</p> <p>(Half Height)</p> <p>FC20 (3 shelves) W915*D457 *H1830 RM 648</p> <p>STEEL SLIDING DOOR</p>	<p>(Full Height)</p> <p>HC30 (1 shelf) W915*D457 *H1000 RM 480</p> <p>(Half Height)</p> <p>FC30 (3 shelves) W915*D457 *H1830 RM 698</p> <p>GLASS SLIDING DOOR</p>	<p>(Full Height)</p> <p>HO10 (1 shelf) W915*D457 *H1000 RM 350</p> <p>(Half Height)</p> <p>FO10 (3 shelves) W915*D457 *H1830 RM 468</p> <p>OPEN SHELF</p>
--	--	--	--

COLOURFUL LOCKER

LS04 while stocks last
Single Column
4 compartments locker
W381*D457*H1828
RM 388

LS06 while stocks last
Single Column
6 compartments locker
W381*D457*H1828
RM 418

WR50
W900*D457*H1850 **RM 688**

SINGLE / DOUBLE / TRIPLE COLUMN LOCKER



Size: W381*D457*H1828

ITEM	DESCRIPTION	PRICE
LS01	1 Compartment	RM 340
LS02	2 Compartments	RM 350
LS03	3 Compartments	RM 370
LS04	4 Compartments	RM 390
LS06	6 Compartments	RM 430



Call for best price

Size: W610*D457*H1828

ITEM	PRICE
LD02	RM 798
LD04	RM 898



Standard Lock:



Optional:



Size: W915*D457*H1828

ITEM	DESCRIPTION	PRICE
LT06	6 Compartments	RM 858
LT12	12 Compartments	RM 898
LT18(18")	18 Compartments	RM 1,068
OS18	18 Compartments (Open Type)	RM 738

Size: W915*D381*H1828

ITEM	DESCRIPTION	PRICE
LT18(15")	18 Compartments	RM 988

VERTICAL / LATERAL FILING CABINET



LF20 (2 DRAWER)
W900*D500*H755
RM 695

LF30 (3 DRAWER)
W900*D500*H1050
RM 785

LF40 (4 DRAWER)
W900*D500*H1345
RM 885



VL25 (2 DRAWER)
W460*D620*H722
RM 490

VL35 (3 DRAWER)
W460*D620*H1020
RM 495

VL45 (4 DRAWER)
W460*D620*H1320
RM 499

STANDARD STEEL DESK WOODEN TOP



SINGLE PEDESTAL DESK
SD41
W1220*D762*H740 **RM 828**



DOUBLE PEDESTAL DESK
SD51
W1500*D762*H740 **RM 1,068**

SYSTEM RACKING



BOLTLESS RACK MULTI TOOL BOX

Model	Size (mm)	Available Colours
MTB 1988	W295*L480*H175	● ● ● ● ●
MTB 1688	W245*L355*H140	
MTB 1600	W200*L300*H135	
MTB 1588	W150*L250*H120	
MTB 1288	W120*L180*H82	● ●
MTB 1188	W92*L130*H60	



SHELVING SYSTEM

HEAVY DUTY	Dimension: H x D x L x Shelves Levels x Decking Material
Height (mm)	900, 1200, 1500, 1800, 2100, 2400, 2700, 3000, 3300, 3600, 3900, 4200, 4500, 4800, 5100, 5400, 5700, 6000, 6300, 6600, 6900, 7200, 7500
Depth (mm)	450, 600, 750, 900, 1000, 1200, 1500
Length (mm) C/E	900, 1200, 1350, 1500, 1800, 2100, 2400, 2700, 3000, 3300, 3600
Shelves Level	2, 3, 4, 5, 6 (Available to customize)
Decking Material	12mm HDF Board / Plywood / Metal Shelf
Loading Capacity (kgs)	1000 - 3000 kgs / UDL per level
Colour	● Frame set, ● Beam
IDEAL LONGSPAN	Dimension: H x D x L x Shelves Levels x Decking Material
Height (mm)	1200, 1500, 1800, 2100, 2400, 2700, 3000, 3300, 3600, 3900, 4200, 4500, 4800, 5100, 5400, 5700, 6000
Depth (mm)	450, 600, 750, 900, 1200
Length (mm) C/E	1200, 1500, 1800, 2100, 2400
Shelves Level	2, 3, 4, 5, 6 (Available to customize)
Decking Material	12mm thick HDF Board / Plywood / Metal Shelf
Loading Capacity (kgs)	500kgs / UDL per level
Colour	● Frame set, ● Beam
GONDOLA	
Height (ft)	4', 5', 6', 7', 8'
Depth (inch)	14" (Shelving), 16" (Bottom Shelf)
Length (ft)	3', 4'
Back cover	Metal Plate / Netting / Metal Perforated
Decking Material	Metal Plate
Loading Capacity (kgs)	Shelving 4' (60kgs), Shelving 3' (60kgs)
Colour	White

For QUANTITY purchase, please call for **BEST PRICE!!!**

4 LEVEL BOLTLESS RACK - (YELLOW / BLUE)																	
CODE	(D)	(L)	(H)	HDF	EXTRA SHELF	CODE	(D)	(L)	(H)	HDF	EXTRA SHELF	CODE	(D)	(L)	(H)	HDF	EXTRA SHELF
OF1248724L	12" * 48"		72"	RM 245	RM 45	OF1848724L	18" * 48"		72"	RM 278	RM 60	OF2436724L	24" * 36"		72"	RM 258	RM 58
OF1248844L			84"	RM 255	RM 45	OF1848844L			84"	RM 288	RM 60	OF2436844L			84"	RM 268	RM 58
OF1248964L			96"	RM 265	RM 45	OF1848964L			96"	RM 298	RM 60	OF2436964L			96"	RM 278	RM 58
OF1260724L	12" * 60"		72"	RM 275	RM 55	OF1860724L	18" * 60"		72"	RM 318	RM 65	OF2448724L	24" * 48"		72"	RM 308	RM 65
OF1260844L			84"	RM 295	RM 55	OF1860844L			84"	RM 328	RM 65	OF2448844L			84"	RM 318	RM 65
OF1260964L			96"	RM 305	RM 55	OF1860964L			96"	RM 338	RM 65	OF2448964L			96"	RM 328	RM 65
OF1272724L	12" * 72"		72"	RM 325	RM 65	OF1872724L	18" * 72"		72"	RM 368	RM 78	OF2460724L	24" * 60"		72"	RM 348	RM 75
OF1272844L			84"	RM 335	RM 65	OF1872844L			84"	RM 378	RM 78	OF2460844L			84"	RM 368	RM 75
OF1272964L			96"	RM 345	RM 65	OF1872964L			96"	RM 378	RM 78	OF2460964L			96"	RM 378	RM 75
OF1296724L	12" * 96"		72"	RM 385	RM 85	OF1896724L	18" * 96"		72"	RM 448	RM 98	OF2472724L	24" * 72"		72"	RM 398	RM 88
OF1296844L			84"	RM 395	RM 85	OF1896844L			84"	RM 458	RM 98	OF2472844L			84"	RM 408	RM 88
OF1296964L			96"	RM 405	RM 85	OF1896964L			96"	RM 478	RM 98	OF2472964L			96"	RM 418	RM 88
												OF2496724L	24" * 96"		72"	RM 498	RM 115
												OF2496844L			84"	RM 508	RM 115
												OF2496964L			96"	RM 518	RM 115

*Due to heavy fluctuation in steel raw material price, steel product pricing is subject to change without prior notice.

BOLTLESS RACK



up to 400 kg UDL

SIMPLE (HDF & METAL) RACK



up to 200 kg UDL

NEW

4 LEVEL OFFICE SIMPLE RACK - (BEIGE)							
CODE	(D)mm	(L)mm	(H)mm	HDF BOARD	HDF EXTRA SHELF	METAL	METAL EXTRA SHELF
3090184L	300	900	1825	RM 175	RM 30	RM 308	RM 55
3090214L			2130	RM 185	RM 30	RM 318	RM 55
3090244L			2435	RM 195	RM 30	RM 328	RM 55
3012184L	300	1200	1825	RM 215	RM 38	RM 428	RM 80
3012214L			2130	RM 225	RM 38	RM 438	RM 80
3012244L			2435	RM 235	RM 38	RM 458	RM 80
4590184L	450	900	1825	RM 195	RM 38	RM 385	RM 80
4590214L			2130	RM 225	RM 38	RM 395	RM 80
4590244L			2435	RM 220	RM 38	RM 405	RM 80
4512184L	450	1200	1825	RM 245	RM 48	RM 525	RM 100
4512214L			2130	RM 255	RM 48	RM 535	RM 100
4512244L			2435	RM 265	RM 48	RM 550	RM 100
6090184L	600	900	1825	RM 220	RM 38	RM 455	RM 85
6090214L			2130	RM 230	RM 38	RM 470	RM 85
6090244L			2435	RM 240	RM 38	RM 480	RM 85
6012184L	600	1200	1825	RM 275	RM 55	RM 625	RM 125
6012214L			2130	RM 285	RM 55	RM 640	RM 125
6012244L			2435	RM 395	RM 55	RM 650	RM 125
3018184L	300	1800	1825	RM 285	RM 55		
3018214L			2130	RM 295	RM 55		
3018244L			2435	RM 305	RM 55		
4518184L	450	1800	1825	RM 325	RM 65		
4518214L			2130	RM 335	RM 65		
4518244L			2435	RM 345	RM 65		
6018184L	600	1800	1828	RM 368	RM 75		
6018214L			2130	RM 378	RM 75		
6018244L			2435	RM 388	RM 75		



Chubb safes

Trusted the world over

GUNNEBO For a safer world.



**"YOU VALUE IT?
WE'LL SECURE IT"**



GUARDIAN GUARDIAN DCR
"CALL FOR BEST PRICE"

* FREE delivery to ground floor only.
* Extra charges apply for 1st floor & above
* Terms & Conditions apply.

NEW IMPORTED
Chubb safes CASTLE
Home/Office Burglary & Fire Resistant Safe
Secure by Key & Electronic Lock



MODEL	WEIGHT	SIZE	FIRE RESISTANCE	PRICE		
DIGITAL SAFE						
E35KL	42kg	W424*D388*H344	60 mins	RM 1,488 c/w Overriding Key		
E50KL	60kg	W420*D445*H520	60 mins	RM 1,788 c/w Overriding Key		
CASTLE SAFE						
060	96kg	W491*D467*H542	60 mins	RM 2,668		
070	120kg	W549*D507*H669	60 mins	RM 3,228		
080	185kg	W580*D507*H791	60 mins	RM 3,578		
100	200kg	W585*D507*H992	60 mins	RM 4,228		
MINI BANKER SAFE						
				KeyLock	Combination	Digital Lock
SIZE 2	180kg	W435*D445*H488	40 mins	RM 2,628	RM 2,718	RM 3,708
SIZE 3	210kg	W435*D445*H590	40 mins	-	RM 3,068	RM 4,058
SIZE 4	300kg	W550*D560*H590	40 mins	-	RM 3,878	RM 4,868
SIZE 5	340kg	W550*D560*H717	40 mins	-	RM 4,168	RM 5,158
SIZE 6	400kg	W550*D560*H894	40 mins	-	RM 4,608	RM 5,598
SIZE 7	540kg	W640*D650*H1047	40 mins	-	RM 5,138	RM 6,128
MINI BANKER SAFE c/w NIGHT DRAWER TRAP						
SIZE 3	360kg	W435*D445*H844	40 mins	RM 4,878		
SIZE 4	450kg	W550*D560*H844	40 mins	RM 5,838		
SIZE 5	490kg	W550*D560*H971	40 mins	RM 6,128		
RPF CABINET						
				Individual Locking	Central Locking	
5202	210kg	W551*D824*H839	120 mins	RM 3,188	RM 3,068	
5203	310kg	W551*D824*H1209	120 mins	RM 4,198	RM 4,038	
5204	390kg	W551*D824*H1573	120 mins	RM 5,448	RM 5,238	

MODEL	WEIGHT	SIZE	FIRE RESISTANCE	PRICE
FORTRESS SAFE				
SIZE 1	360kg	W560*D520*H680	60 mins	RM 4,538
SIZE 2	515kg	W620*D580*H880	60 mins	RM 5,828
SIZE 3	670kg	W680*D640*H1080	60 mins	RM 6,828
SIZE 4	1215kg	W740*D870*H1550	60 mins	RM 10,778
CUSTODIAN SAFE				
SIZE 1	370kg	W560*D550*H680	120 mins	RM 4,768
SIZE 2	530kg	W620*D610*H880	120 mins	RM 6,088
SIZE 3	720kg	W680*D680*H1080	120 mins	RM 7,358
SIZE 4	1250kg	W740*D900*H1550	120 mins	RM 10,888
DUOGUARD GRADE I SAFE				
MODEL 115	161kg	W600*D561*H690	60 mins	RM 7,358
MODEL 150	196kg	W600*D561*H875	60 mins	RM 8,108
MODEL 205	243kg	W600*D561*H1150	60 mins	RM 9,418
MODEL 290	322kg	W600*D561*H1600	60 mins	RM 11,318
DATAGUARD NT SAFE				
MODEL 30	145kg	W546*D566*H530	120 mins	RM 8,068
MODEL 50	190kg	W546*D566*H700	120 mins	RM 9,008
MODEL 90	263kg	W546*D590*H1025	120 mins	RM 11,478
MODEL 130	330kg	W702*D590*H1025	120 mins	RM 12,828
VIPER SAFE				
MODEL 35	42kg	W445*D390*H450	30 mins	RM 2,378
MODEL 50	53kg	W445*D390*H600	30 mins	RM 2,708
MODEL 70	65kg	W445*D390*H800	30 mins	RM 3,148
MODEL 90	78kg	W445*D390*H1000	30 mins	RM 3,518

COMPACT SERIES SAFE

BURGLAR & FIRE RESISTANT



OF-100 PLUS

SIZE : W533*D457*H385
WEIGHT : 170 KGS
FIRE RESISTANCE : 120 mins

RM 1,788



OF-200 PLUS

SIZE : W508*D533*H584
WEIGHT : 250 KGS
FIRE RESISTANCE : 120 mins

RM 2,088 / 2,488*
*with envelope slot



OF-300 PLUS

SIZE : W508*D533*H685
WEIGHT : 285 KGS
FIRE RESISTANCE : 120 mins

RM 2,688



OF-100T PLUS

SIZE : W533*D457*H508
WEIGHT : 210 KGS
FIRE RESISTANCE : 120 mins

RM 2,488



OF-300T PLUS

SIZE : W508*D533*H813
WEIGHT : 330 KGS
FIRE RESISTANCE : 120 mins

RM 3,288



WHILE STOCKS LAST



D-30N [Digital]
SIZE : W450*D380*H230
WEIGHT : 19 KGS
FIRE RESISTANCE : NO
RM 278



1 SF-OF-P50S [Combination]

SIZE : W420*D390*H400
WEIGHT : 50 KGS
FIRE RESISTANCE : 120 mins

RM 598

3 SF-OF-P70S [Combination]

SIZE : W450*D420*H570
WEIGHT : 70 KGS
FIRE RESISTANCE : 120 mins

RM 838

2 SF-OF-P50D [Digital]

SIZE : W420*D390*H400
WEIGHT : 50 KGS
FIRE RESISTANCE : 120 mins

RM 698

4 SF-OF-P70D [Digital]

SIZE : W450*D420*H570
WEIGHT : 70 KGS
FIRE RESISTANCE : 120 mins

RM 888



5 SF-OF-P125S [Combination]

SIZE : W500*D470*H670
WEIGHT : 125 KGS
FIRE RESISTANCE : 120 mins

RM 1,088

7 SF-OF-P175S [Combination]

SIZE : W590*D505*H880
WEIGHT : 175 KGS
FIRE RESISTANCE : 120 mins

RM 1,888

6 SF-OF-P125D [Digital]

SIZE : W500*D470*H670
WEIGHT : 125 KGS
FIRE RESISTANCE : 120 mins

RM 1,268

8 SF-OF-P175D [Digital]

SIZE : W590*D505*H880
WEIGHT : 175 KGS
FIRE RESISTANCE : 120 mins

RM 1,999

9 SF-OF-P230SC [Combination]

SIZE : W600*D530*H1000
WEIGHT : 230 KGS
FIRE RESISTANCE : 120 mins

RM 2,188

11 SF-OF-P322SC [Combination]

SIZE : W700*D630*H1385
WEIGHT : 322 KGS
FIRE RESISTANCE : 120 mins

RM 2,988

10 SF-OF-P230D [Digital]

SIZE : W600*D530*H1000
WEIGHT : 230 KGS
FIRE RESISTANCE : 120 mins

RM 2,388

12 SF-OF-P322D [Digital]

SIZE : W700*D630*H1385
WEIGHT : 322 KGS
FIRE RESISTANCE : 120 mins

RM 3,288





CT-62
Computer Table
W800*D450*H750
RM 228



CT-68
Computer Table
W750*D600*H750
RM 278



CT-98
Computer Table
W1050*D600*H750
RM 308



CT-100
Computer Table
W1200*D600*H750
RM 588



OF-CT-200
Computer Table
W1050*D600*H750
RM 328



OF-CT-300
Computer Table
W1200*D600*H750
RM 378



CT-20
Computer Table
W1800*D750*H740
RM 1,128



OF-WST0001
Study Table
W700*D500*H760
RM 155



OF-WST0007
Study Table (Foldable)
W700*D500*H760
RM 155



OF-WST0011
Study Table c/w Drawer
W700*D500*H760
RM 228



OF-WST0018
Study Table c/w Drawer
W700*D500*H760
RM 295



OF-MS316(F)
Plastic Study Table Foldable
W695*D495*H760
RM 158




OF-OS801(L)
Plastic Study Table
W590*D440*H750
RM 178



KZ-016
Study Table c/w Drawer
W600*D400*H760
***PROJECT ONLY**

LIBRARY SERIES



Single Side

Double Side

***Due to heavy fluctuation in steel raw material price, steel product pricing is subject to change without prior notice.**

SINGLE SIDE Width: 950 Depth: 313

ITEM	HEIGHT	DESCRIPTION	PRICE
S315	1690	with side panel 5 level	RM 608
S316	1995	with side panel 6 level	RM 698
S317	2300	with side panel 7 level	RM 798
S315W	1690	without side panel 5 level	RM 578
S316W	1995	without side panel 6 level	RM 648
S317W	2300	without side panel 7 level	RM 718

DOUBLE SIDE Width: 950 Depth: 550

ITEM	HEIGHT	DESCRIPTION	PRICE
S325	1690	with side panel 5 level	RM 788
S326	1995	with side panel 6 level	RM 848
S327	2300	with side panel 7 level	RM 978
S325W	1690	without side panel 5 level	RM 668
S326W	1995	without side panel 6 level	RM 778
S327W	2300	without side panel 7 level	RM 878



T: WK-E0005
C: S270
Table Size:
W700*D500*H760
T: RM 195
C: RM 78



T: MS318A
C: MS999
Table Size:
W745*D500*H760
T: RM 118
C: RM 42



T: SMK
C: THPC
Table Size:
W635*D455*H755
T: RM 168
C: RM 48



T: SMK2
C: 818
Table Size:
W695*D455*H765
T: RM 168
C: RM 45



T: OF-MS309
C: 818
Table Size:
W600*D450*H760
T: RM 145
C: RM 45



T: OF-WK-E0009
C: MS999
Table Size:
W700*D500*H760
T: RM 238
C: RM 42



T: MS309A-TD
C: MS999
Table Size:
W600*D450*H750
T: RM 178
C: RM 42



T: ST
C: 888
Table Size:
W710*D470*H760
T: RM 228
C: RM 45



JP 005
Education Chair
RM 115



JP 662
Education Chair
RM 145



JP 666
Education Chair
RM 155



OF-3022
Education Chair
RM 160



OF-3012
Education Chair
RM 190



E 8000
Education Chair
RM 208



E 8000B
Education Chair
RM 238



OF-41-A
Education Chair
RM 298



JP666+JP022
Education Chair
RM 165



OF-3013T
Education Chair
RM 248



OF-3033T
Education Chair
RM 268



OF-853T
Education Chair
RM 198



OF-STU-002
Education Chair
RM 85



OF-3036G
Education Chair
RM 268



PFC 9020
Portable Chair
RM 118



SPM 3022
Portable Chair
RM 88



Wooden Student
Table & Chair



***K038**
Plastic Chair
RM 89



***MS 911H**
Plastic Chair
RM 48



***MS 999**
Plastic Chair
RM 42

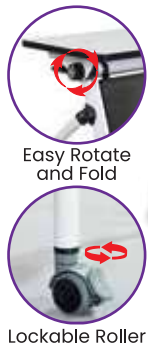


KSM2 **KSM3**
Low High
RM 128 **RM 138**

***FOR BULK ORDER PLEASE CALL FOR BEST PRICE**

MOQ 10 SET

T: STD-A
C: 888S
Table Size:
W505*D378*H425
T: RM 60
C: RM 25



FLICK
Depth: 600 Height: 760
Width: 1500 **RM 598**

BEST BUY



ACACIA
Length: 600 Height: 750
Width: 1200 **RM 728**
Width: 1500 **RM 798**
Width: 1800 **RM 868**



TAXUS
Depth: 600 Height: 750
Width: 900 **RM 788**
Width: 1200 **RM 868**
Width: 1500 **RM 958**
Width: 1800 **RM 1,038**



M-YJ
Depth: 600 Height: 750
Width: 1200 **RM 668**
Width: 1500 **RM 758**
Width: 1800 **RM 898**

SYSTEM FOLDING TABLE

TRAINING CHAIR

HUBB SERIES

w/o Tablet **RM 258**

c/w Tablet **RM 278**



PIVOT SERIES

w/o Tablet **RM 288**

c/w Tablet **RM 358**



BUY 10 FOC 1

BUY 10 FOC 1

STRAND SERIES

CH-ELM-C
w/o Tablet **RM 428**

CH-ELM-T-C
c/w Tablet **RM 588**



***FOR BULK ORDER, PLEASE CALL FOR BEST PRICE**

Call for BEST price!

NEW EDUCATION SERIES

Edging Colour :



Black

Table Top Colour :



Red



Yellow



Green

RECTANGULAR TABLE



TRAPEZIUM TABLE



CIRCULAR TABLE



SEMI CIRCULAR TABLE



PENTAGON TABLE



FOLDABLE BANQUET TABLE (RECTANGULAR)

*W/G = MAPLE / CHERRY / BEECH COLOUR



SIZE	1200 mm		1500 mm		1800 mm	
	GREY	W/G	GREY	W/G	GREY	W/G
450 mm	RM 130	RM 165	RM 140	RM 175	RM 150	RM 190
600 mm	RM 140	RM 175	RM 150	RM 195	RM 160	RM 215
750 mm	RM 185	RM 195	RM 215	RM 225	RM 230	RM 250
900 mm	RM 268	RM 288	RM 278	RM 298	RM 288	RM 308

FOLDABLE BANQUET TABLE (ROUND)



SIZE	GREY	W/G
Ø1200	RM 268	RM 298
Ø1500	RM 318	RM 358
Ø1800	RM 428	RM 468

BLUE & MAROON COLOUR ONLY

*for colour option: Additional RM15 / unit.

BANQUET SERIES

*DISCOUNT FOR QUANTITY PURCHASE ABOVE 100PCS



BANQUET
Epoxy | Chrome
RM 82 | **RM 105**



AR-CH-870E
Epoxy | Chrome
RM 98 | **RM 120**



9005
Epoxy | Chrome
RM 115 | **RM 135**

SEAT - PU FOAM
ADDITIONAL - RM25
EPOXY GREY,
SILVER, GOLD
ADDITIONAL - RM10

CAFE SERIES

STEEL / IRON SERIES

*WOODEN *WOODEN



BC 877 RM 248	BC 832 RM 238	BC STOCKHOM RM 388	BC 26 RM 298	BC 155B RM 338	BC 159B RM 338	IS-233 RM 188	IS-230 RM 175	IC-219 RM 175	IS-218 RM 128
------------------	------------------	-----------------------	-----------------	-------------------	-------------------	------------------	------------------	------------------	------------------



*45-E RM 278	*P171S RM 180	PF-32-7 RM 268	SPM-C5 RM 218	SPM-C8 RM 183	BS-MODENO RM 248	OF-BS-EVEBAR RM 288	OF-BS-VENICE RM 168	CC-626/627 High / Low RM 99/88	OF-BS-CHG MYCHAIR RM 138	OF-BS-115 RM 118	OF-DC-KHOLM RM 358	OF-DC-KHOLM-A RM 378
-----------------	------------------	-------------------	------------------	------------------	---------------------	------------------------	------------------------	--------------------------------------	--------------------------------	---------------------	-----------------------	-------------------------

CUSHION / PP SERIES



OF-DC 2902 (NB) RM 288	OF-DC 8581 (NB) RM 278	OF-DC 8894 (NB) RM 198	OF-DC 8576 RM 268	OF-DC KYOTO RM 278	OF-DC LUCY (NB) RM 278	OF-DC 8822 (NB) RM 288	OF-DC-159 RM 328	SPM-C7075 RM 198
---------------------------	---------------------------	---------------------------	----------------------	-----------------------	---------------------------	---------------------------	---------------------	---------------------



FCA 1758 RM 128	P121 RM 180	P117S + PLW01 RM 125	PP 801 RM 158	P111S + PLW01 RM 120	P112S + PLP02 RM 130	2446 RM 125	2445 RM 125	905-B RM 168	P144 RM 98	P142 RM 128
--------------------	----------------	-------------------------	------------------	-------------------------	-------------------------	----------------	----------------	-----------------	---------------	----------------



STELLA RM 90	VINCI RM 90	SYLVIA RM 178	P132 RM 98	902 RM 188	P131 RM 128	WK-WB18 L1500*W457*H457 RM 538	CH-BS18 L1500*W457*H457 RM 978	OF-RWB L1200*W450*H450 RM 448
-----------------	----------------	------------------	---------------	---------------	----------------	--------------------------------------	--------------------------------------	-------------------------------------

TABLE SET c/w TAURUS BAR STOOL

1 High Table + 4 High Bar Chairs
W1200*D600*H1050

RM 1,188 / SET



TABLE



DT880R Ø900*H760 RM 428	DT-90R Ø900*H760 RM 308	PTRD80BK Ø800*H730 RM 378	*IT-232 L600*W600*H1030 RM 518	*IT-280 L800*W800*H740 RM 408
-------------------------------	-------------------------------	---------------------------------	--------------------------------------	-------------------------------------

Z206 L1200*W700*H750 RM 338	Z230-SQ L800*W800*H750 RM 298	PTRT160WH L1600*W1000*H740 RM 638	Z231 L800*W800*H730 RM 308
-----------------------------------	-------------------------------------	---	----------------------------------

MIX & MATCH

CAFE SERIES TABLE TOP

Put your imagination to the mix-and-match fun with a wide selection of table-tops and table legs. The wide variety of colours, shapes, materials and sizes of tabletops provide solutions for impressive dining environment, thanks to the ease of combination and long-lasting characteristics of material.

SIZE (mm)	MELAMINE TOP (25 THK)	MOISTURE RESISTANT TOP (16mm THK)	RUBBER WOOD
Ø600	RM 105	RM 125	RM 140
Ø750	RM 150	RM 170	RM 195
Ø900	RM 180	RM 200	
□ 600	RM 105	RM 125	RM 140
□ 750	RM 150	RM 170	RM 195
□ 900	RM 180	RM 200	
W1200*D750	RM 155	RM 175	RM 305
W1500*D900	RM 245	RM 260	
W1800*D900	RM 275	RM 290	

SIZE (mm)	HPL SMART TOP (16mm THK)
Ø600	RM 125
Ø800	RM 185
Ø915	RM 220
Ø 1270	RM 470
□ 600	RM 145
□ 700	RM 150
□ 800	RM 185
□ 915	RM 225
W1200*D700	RM 265
W1600*D900	RM 585

CHIPBOARD

Beech Maple Cherry L.Grey White

MOISTURE RESISTANT TOP

Beige Vintage oak Larix Pypus White

RUBBER WOOD

Dirty Oak Cappuccino

HPL SMART TOP

Marble Santhia Walnut

HPL SMART TOP SPECIFICATION

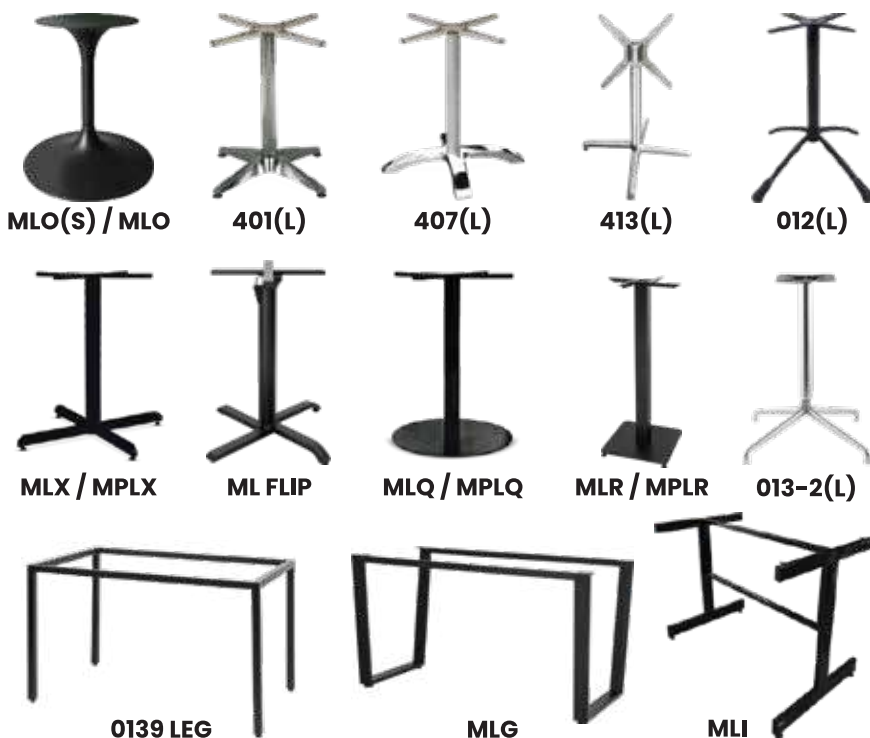


Fire & Cigarette burn resistant

- Minimum Maintenance
- Weather Resistant
- Environmentally Friendly
- UV Light Resistant
- Break-Proof & Shock Resistant
- Abrasion & Scratch Resistant
- Stain Resistant
- Cigarette Burn Resistant
- Stability
- Creative Finishing in High-Definition (HD)



CAFE SERIES TABLE LEG



HEIGHT (mm)	MODEL	TOP SIZE (mm)	PRICE
710	MLO (S)	DIA & SQUARE 600/700/800	RM 600
710	MLO	DIA & SQUARE 915/1270	RM 630
725	407 (L)	DIA & SQUARE 600/750/900	RM 118
725	401 (L)	DIA & SQUARE 600/750/900	RM 78
725	413 (L)	DIA & SQUARE 600/750/900	RM 128
725	012 (L)	DIA & SQUARE 600/750/900	RM 198
725	MLX (S)	DIA & SQUARE 600/750	RM 160
725	MLX (M)	DIA & SQUARE 900	RM 170
725	MLX (X)	DIA 1200 & REC W1200*D750	RM 240
725	ML FLIP	DIA & SQUARE 600/750	RM 340
725	MLQ (S)	DIA & SQUARE 600/750	RM 290
725	MLQ	DIA 900 & REC W1200*D750	RM 340
725	MLR (S)	DIA & SQUARE 600/750	RM 290
725	MLR	DIA 900 & REC W1200*D750	RM 350
1025	MPLX	DIA & SQUARE 600/750	RM 199
1025	MPLQ	DIA & SQUARE 600/750	RM 380
1025	MPLR	DIA & SQUARE 600/750	RM 350
725	MLG (S)	REC W1200*D750	RM 350
725	MLG (M)	REC W1500 - W1600*D900	RM 360
725	MLG (X)	REC W1800*D900	RM 460
725	ML 139 (S)	REC W1200*D750	RM 208
725	ML 139 (M)	REC W1500 - W1600*D900	RM 238
725	ML 139 (X)	REC W1800*D900	RM 298
725	MLI (S)	REC W1200*D750	RM 160
725	MLI (M)	REC W1500 - W1600*D900	RM 180
725	MLI (X)	REC W1800*D900	RM 218
1020	013-2(L)	DIA & SQUARE 600/750	RM 148

CAFE SERIES FIBREGLASS SERIES



COLOUR

1400	0782	4194	8079
2162	7726	5177	7552
2428	2155	0035	0373
2642	4690	6343	8107
6268	6003	21398	3346

WHY CHOOSE FIBRE GLASS TABLE TOP ?

Fibreglass is a composite material comprising a polymer matrix reinforced with fiber and is commonly used in many sectors.

FEATURES :



• Chemical Resistant



• Waterproof



• UV RESISTANT



• Heavy Duty



AK 400
W1425 x D535 x H765



AK 401
W1016 x D1350 x H765



AK 402
W1200 x D1350 x H765



AK 404
W1425 x D1070 x H765



AK 602
W1800 x D1350 x H765



AK 603
W1550 x D1800 x H765



AK 607
W1800 x D1350 x H765



AK 608
W1800 x D1350 x H765



AK 802
W2400 x D1350 x H765



AK 808
W2400 x D1350 x H765



AK 605



AK 606
W2000 x D2000 x H765



AK-150
W915 x D915 x H760



AK-151
W915 x D915 x H760



AK-152
W1016 x D610 x H760



AK-153
W1524 x D610 x H760



AK-149
W406 x D406 x H914

CAFETERIA FOLDING TABLES



ROUND STAINLESS STEEL BIN



SUGO 103 Size: Ø345*H785
 SUGO 126 Size: Ø245*H610
 SUGO 127 Size: Ø245*H760
 SUGO 128 Size: Ø295*H760
 SUGO 129 Size: Ø380*H760

CODE	LITRES	PRICE	CODE	LITRES	PRICE
SUGO 103A1	47	RM 578	SUGO 127ST	24	RM 358
SUGO 103D/FT	36	RM 488	SUGO 127TO1/2	24	RM 269
SUGO 103ST	47	RM 609	SUGO 128A1/2	28	RM 378
SUGO 103TO1/2	47	RM 548	SUGO 128D/FT	28	RM 358
SUGO 126A1/2	15	RM 248	SUGO 128ST	28	RM 438
SUGO 126D/FT	15	RM 208	SUGO 128TO1/2	40	RM 358
SUGO 126ST	21	RM 308	SUGO 129A1	50	RM 609
SUGO 126TO1/2	21	RM 228	SUGO 129D/FT	50	RM 588
SUGO 127A1/2	24	RM 289	SUGO 129ST	68	RM 708
SUGO 127D/FT	24	RM 269	SUGO 129TO1/2	45	RM 589

RECTANGULAR STAINLESS STEEL BIN



SUGO 431 Size: L255*W235*H610
 SUGO 432 Size: L400*W300*H760
 SUGO 441 Size: L380*W230*H750
 SUGO 442 Size: L380*W230*H750

CODE	LITRES	PRICE
SUGO 431A	15	RM 328
SUGO 431FT	15	RM 289
SUGO 431ST	15	RM 388
SUGO 431TO1	22	RM 308
SUGO 432A	41	RM 738
SUGO 432FT	41	RM 698
SUGO 432ST	41	RM 808
SUGO 432TO1	59	RM 708
SUGO 441ST	35	RM 618
SUGO 441TO1	35	RM 588
SUGO 442ST	35	RM 678

STAINLESS STEEL & RECYCLE BIN



HALF ROUND STAINLESS STEEL



SUGO 203 Size: L345*W170*H660
 SUGO 204 Size: L470*W235*H760

CODE	LITRES	PRICE
SUGO 203A	14	RM 328
SUGO 203FT	14	RM 298
SUGO 203TO	22	RM 308
SUGO 204A	50	RM 589
SUGO 204FT	50	RM 568
SUGO 204TO	56	RM 578



❖ Stainless Steel
SUGO 401
L320*W260*H650
RM 449



❖ Stainless Steel
SUGO 882
L450*W600*H1045
66 Litres
RM 2,378



❖ Cigarette Bin
SUGO 901
Ø250*H1100
RM 738

PEDAL BIN SERIES



CODE	SIZE	LITRES	PRICE
SUGO 152	Ø245*H350	10	RM 248
SUGO 153	Ø245*H450	22	RM 328
SUGO 154	Ø245*H610	29	RM 348
SUGO 155	Ø295*H450	32	RM 508
SUGO 156	Ø345*H450	43	RM 618
SUGO 157	Ø295*H785	56	RM 718
SUGO 158	Ø345*H785	75	RM 788

PLASTIC / STAINLESS STEEL RECYCLE BIN



❖ 2 Bins
SUGO 1038
L760*D380*H800
RM 2,698



❖ 3 Bins Inner Liners
SUGO 1005
L380*D230*H740
RM 1,928



❖ 3 Bins Inner Liners
SUGO 1009
Ø295*H760
RM 1,478



❖ 3 Bins Inner Liners
SUGO 1010
Ø295*H760
RM 1,668



❖ 3 Bins Inner Liner
SUGO 1020/3
L1140*W380*H800
RM 3,848



❖ 4 Bins Quodro Recycle Bin
SUGO 1024/4
L1600*W400*H800
RM 5,128



❖ 4 Bins Quodro Recycle Bin
SUGO 1028/4
L1424*D380*H800
RM 5,128



❖ 4 Bins Quodro Recycle Bin
SUGO 1029
L1424*D380*H800
RM 5,128



❖ 3 Bins Inner Bin
SUGO 141P
Ø400*H830
RM 1,818



❖ 3 Bins Inner Bin
SUGO 142P
Ø400*H830
RM 1,818



❖ 3 Bins Inner Bin
SUGO 144P
Ø380*H810
RM 1,698



❖ 3 Bins Inner Bin
SUGO 145P
Ø380*H810
RM 1,698



❖ 3 Bins Swing Door
SUGO 146P
L380*W380*H830
RM 1,698



❖ 3 Bins Flap Door
SUGO 149P
L505*W510*H980
RM 2,318



❖ 3 Bins Plastic Lid Top Load
SUGO 150P
L355*W355*H700
RM 1,648



❖ 3 Bins Swing Pivot Top
SUGO 152P
L380*W245*H745
RM 3,218



❖ 3 Bins Inner Bin Top Load
SUGO 153P
L380*W245*H745
RM 3,068



❖ 3 Bins Inner Bin
SUGO 154P
Ø483*H660
RM 1,648

PRESENTATION & DISPLAY SUPPLIES



MAGNETIC GLASS BOARD

ITEM	900*600	1200*900	1500*1200	1800*1200	2400*1200
MODEL	GWF23	GWF34	GWF45	GWF46	GWF48
Frame	RM 509	RM 771	RM 1,148	RM 1,378	RM 1,706
MODEL	MGW69	MGW912	MGW1215	MGW1218	MGW1224
Frameless	RM 373	RM 632	RM 1,046	RM 1,296	RM 1,624



MC12A/MC3A/MC4

WHITE BOARD STAND
MC12A
RM 210
MC3A
RM 215
MC4
RM 298



WB123

WHITE BOARD STAND
WB123
RM 388



Aluminium Frame



Classic Wooden Frame




Sliding Glass Board

SIZE	ALUMINIUM FRAME							CLASSIC WOODEN FRAME						
	2' x 3'	3' x 4'	4' x 5'	4' x 6'	4' x 8'	4' x 10'	4' x 12'	2' x 3'	3' x 4'	4' x 5'	4' x 6'	4' x 8'	4' x 10'	4' x 12'
WRITING BOARD														
Non-Magnetic	RM 50	RM 85	RM 142	RM 171	RM 228	RM 369	RM 438							
Magnetic	RM 57	RM 98	RM 164	RM 197	RM 262	RM 454	RM 542	RM 298	RM 438	RM 501	RM 679	RM 875	RM 1,050	
Magnetic Green	RM 71	RM 134	RM 224	RM 269	RM 358	RM 546	RM 644	RM 312	RM 452	RM 522	RM 655	RM 795	RM 935	
Black Board	RM 57	RM 109	RM 182	RM 218	RM 291			RM 298	RM 438	RM 501	RM 679	-	-	
NOTICE BOARD														
Velvet	RM 75	RM 139	RM 231	RM 277	RM 370	RM 504	RM 595	RM 308	RM 434	RM 490	RM 616	RM 756	RM 875	
Foam	RM 54	RM 101	RM 168	RM 202	RM 269	RM 378	RM 448	RM 277	RM 389	RM 441	RM 553	RM 665	RM 805	
Fabric	RM 75	RM 139	RM 231	RM 277	RM 370	RM 504	RM 595	RM 308	RM 434	RM 490	RM 616	RM 756	RM 875	
Cork	RM 81	RM 151	RM 252	RM 302	RM 403	RM 546	RM 644	RM 333	RM 466	RM 536	RM 655	RM 833	RM 1,050	
Softboard	RM 47	RM 88	RM 147	RM 176	RM 235	RM 336	RM 392	RM 263	RM 368	RM 410	RM 501	RM 627	RM 763	
SLIDING GLASS BOARD														
Magnetic	RM 305	RM 445	RM 665	RM 753	RM 1,005	RM 1,236	RM 1,505	RM 441	RM 648	RM 879	RM 1,001	RM 1,271	RM 1,610	RM 1,960
Velvet	RM 305	RM 445	RM 665	RM 753	RM 1,005	RM 1,236	RM 1,505	RM 441	RM 648	RM 879	RM 1,001	RM 1,271	RM 1,610	RM 1,960
Foam	RM 294	RM 431	RM 634	RM 714	RM 959	RM 1,176	RM 1,435	RM 420	RM 616	RM 837	RM 956	RM 1,208	RM 1,526	RM 1,869
Fabric	RM 305	RM 445	RM 665	RM 753	RM 1,005	RM 1,236	RM 1,505	RM 441	RM 648	RM 879	RM 1,001	RM 1,271	RM 1,610	RM 1,960
Cork	RM 326	RM 466	RM 686	RM 774	RM 1,033	RM 1,295	RM 1,575	RM 466	RM 676	RM 921	RM 1,054	RM 1,334	RM 1,680	RM 2,051
Softboard	RM 284	RM 410	RM 602	RM 683	RM 900	RM 1,120	RM 1,365	RM 406	RM 588	RM 798	RM 910	RM 1,148	RM 1,456	RM 1,848



ZIKO BOARD

- ZI43C** W1300*D500*H1750 **RM 473**
- ZI54C** W1600*D500*H1900 **RM 630**
- ZI64C** W1900*D500*H1900 **RM 711**
- ZI84C** W2500*D500*H1900 **RM 868**



Moveable Pen Tray

VOVO BOARD

- VO43C** W1300*D500*H1750 **RM 529**
- VO54C** W1600*D500*H1900 **RM 700**
- VO64C** W1900*D500*H1900 **RM 795**
- VO84C** W2500*D500*H1900 **RM 945**




VIVA BOARD

Stand colour:

- Dark Grey
- White


- VI23C** W700*D500*H1750 **RM 438**
- VI34C** W1000*D500*H1900 **RM 595**



STANDARD BOARD

Convenient Pen Tray


- DMS23** W950*D500*H1600 **RM 333**
- DMS34** W1250*D500*H1750 **RM 438**
- DMS45** W1550*D500*H1940 **RM 578**
- DMS46** W1850*D500*H1940 **RM 643**
- DMS48** W2450*D500*H1940 **RM 781**



ECONOMY FLIP CHART

CONFERENCE FLIP CHART

M-w/o Castor
MR-c/w Castor



CLASSIC FLIP CHART

DAILY FLIP CHART



TW237
TRI-WHEEL
RM 70

ITEM	SIZE	PRICE
ECONOMY FLIP CHART		
EF23M	W640*D770*H1700	RM 224
EF23MR	W640*D770*H1700	RM 256
EF34M	W940*D700*H1800	RM 316
EF34MR	W940*D700*H1800	RM 347
CONFERENCE FLIP CHART		
FC23R	W660*D770*H1700	RM 445
FC34R	W960*D700*H1800	RM 553
CLASSIC FLIP CHART		
CF23R	W660*D770*H1700	RM 504
CF34R	W960*D700*H1800	RM 613
DAILY FLIP CHART		
DT23	W640*D770*H1700	RM 189
DT34	W860*D700*H1800	RM 277



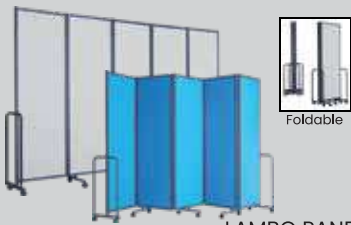
PRO FLIP CHART

EXECUTIVE FLIP CHART



TW237
Optional tri-wheel for mobility
(sold separately)

ITEM	SIZE	PRICE
PRO FLIP CHART		
EX81B	W720*D700*H1800	RM 1,015
EX81S	W720*D700*H1800	RM 1,015
EXECUTIVE FLIP CHART		
EX71B	W720*D700*H1800	RM 875
EX71S	W720*D700*H1800	RM 875
DELUXE FLIP CHART		
DF80	W650*D650*H1800	RM 540
TRIPOD FLIP CHART		
TF70	W650*D770*H1800	RM 256



Velvet colour chart: **LAMBO PANEL**



- WPLB3** (3 PANELS) W1870*D540*H1800 **RM 1,705**
- WPLB5** (5 PANELS) W3080*D540*H1800 **RM 2,685**
- WPLB7** (7 PANELS) W4280*D540*H1800 **RM 3,703**



Vertical & Horizontal Versatile Panel Placement
EPL18 Display Stand
RM 121

FLEXI DISPLAY PANEL

ITEM	SIZE	PRICE
EPD34	900*600	RM 249
EPD35	900*1500	RM 373
EPD36	900*1800	RM 437
EPD44	1200*1200	RM 305
EPD45	1200*1500	RM 373
EPD46	1200*1800	RM 437



MDB2 Join Bracket
RM 65

Fabric colour chart:




BORNEO MOBILE PANEL

ITEM	SIZE	PRICE
MDP53	850*1390	RM 522
MDP63	850*1690	RM 574
MDP44	1150*1090	RM 466
MDP54	1150*1390	RM 522
MDP64	1150*1690	RM 574



Fabric colour chart:



PLUS MOBILE PANEL

ITEM	SIZE	PRICE
PM36	860*1500	RM 648
PM46	1160*1500	RM 648



SDS01 Display Showcase
W920*D490*H920
RM 2,086



SSL3 Spotlight
RM 128



SL4 Smart Display Leg
RM 75

SMART FOLDING DISPLAY

ITEM	SIZE	PRICE
SD3	1800*900	RM 735
SD4	1200*1800	RM 903
SD6	1800*1800	RM 1,295
SD7	1800*1800	RM 1,484
SD8	2400*1800	RM 1,680
SD3H	1800*1100	RM 798
SD4H	1200*2000	RM 1,120
SD6H	1800*2000	RM 1,610
SD7H	1800*2000	RM 1,806
SD8H	2400*2000	RM 2,114



Close Up Locking System

BARRICADE

ITEM	SIZE (W*H*D)mm	PRICE
BC4	1250*1100*550	RM 298
BC5	1520*1100*550	RM 338
BC6	1790*1100*550	RM 429
BC8	2320*1100*550	RM 488

- LT361** Magazine Rack W450*D280*H1460 **RM 431**
- NM323** Magazine Rack W690*D500*H840 **RM 315**
- WPM302** Magazine Rack W730*D420*H1370 **RM 487**
- MR209** Magazine Rack W690*D500*H900 **RM 350**
- NM501** Magazine Rack W683*D350*H1110 **RM 277**
- NM302** Magazine Rack W635*D410*H870 **RM 172**
- MR212** Magazine Rack W480*D370*H1330 **RM 179**
- LT379B** Magazine Rack W480*D390*H1370 **RM 252**
- MR214** Magazine Rack W370*D350*H1040 **RM 301**
- MR208** Magazine Rack W635*D370*H1200 **RM 249**
- MR1518** Magazine Rack W310*D330*H1350 **RM 242**

- MR213** Magazine Rack W295*D270*H1600 **RM 203**
- WPN38** Magazine Rack W680*D440*H790 **RM 214**
- MR1601** Magazine Rack W310*D350*H1080 **RM 217**

- Q-UP STAND** Stainless Steel (8kg) Retractable Belt Ø320*H940 **RM 178**

- QS88** Signages (Portrait) **RM 148**
- QS99** Signages (Landscape) **RM 148**

- VELVET ROPE** **RM 88**
- QP11 / QP22** Stainless Steel (7kg) Ø320*H960 **RM 168**

- ROS100** Rostrum W490*D490*H1160 **RM 1,074**

- ROS12** Rostrum W500*D430*H1200 **RM 378**

- ROS88** Rostrum W635*D483*H1143 **RM 1,090**
- ROS99** Rostrum W635*D483*H1143 **RM 1,276**

- ROS11** Rostrum W550*D710*H1030-1180 **RM 642**
- WB902** Book Trolley W890*D480*H1000 **RM 760**
- WB903** Book Trolley W700*D300*H1080 **RM 480**
- WB904** Book Trolley W800*D440*H1080 **RM 602**

- SR3** Shoe Rack W915*D300*H600 **RM 209**
- SR4** Shoe Rack W915*D300*H820 **RM 258**

- UB21** Umbrella Stand W730*D300*H630 **RM 200**
- UB22** Umbrella Stand W350*D180*H600 **RM 250**

- WB1123** Kick Step Top: Ø290 Base: Ø435*H435 **RM 238**

- EZ4** W280*D340*H840-1200 **RM 228**
- EZ3** W365*D340*H890-1240 **RM 238**
- EZ2** W490*D340*H950-1280 **RM 268**



PLAN HANGERS


PLAN HANGER STAND

ITEM	SIZE	PRICE
PHS188	535*660*1365	RM 309
PHS288	685*660*1365	RM 337
PHS388	990*660*1365	RM 369
WB00	L885	RM 42
WB01	L670	RM 38



STAINLESS STEEL SIGNBOARD

ITEM	SIZE	PRICE
SA4P	210*297*1270	RM 345
SA4L	297*210*1270	RM 345
SA3P	297*420*1460	RM 368
SA3L	420*297*1400	RM 368



KEY PANELS

ITEM	SIZE	PRICE
KEY96	900*76*600	RM 390
KEY126	900*76*600	RM 420
KEY220	1200*76*900	RM 638
KEY290	1200*76*900	RM 698



KEY CABINET

ITEM	SIZE	PRICE
WB32K	278*67*328	RM 145
WB48K	278*67*482	RM 175
WB72K	400*67*482	RM 220
WB96K	400*67*628	RM 270
WB120K	400*67*784	RM 320
WB150K	480*67*784	RM 390

PRICE FROM **RM328** PER SEAT, FOR PROJECT ONLY!!!

CALL FOR BEST PRICE & SPECIFICATION

AUDITORIUM SEATING



GAMMA

BETA

DELTA

JAZZ

GEMINI



TREND

OMEGA

BETA T2

ECHO

ALPHA

NEW



PASSPORT / HANDPHONE LOCKER



9 Compartments
W425*D180*H446 (mm)



42 Compartments
W826*D250*H894 (mm)



72 Compartments
W826*D250*H1454 (mm)



90 Compartments
W834*D250*H1790 (mm)



120 Compartments
W1104*D250*H1790 (mm)



150 Compartments
W1380*D250*H1790 (mm)

LOCK TYPE



CamLock



PadLock

CHOOSE YOUR COLOUR



Beige + Brown (2 Tone)



Light Grey

CALL FOR BEST PRICE!
PROJECTS WELCOME

ABS / POLYPROPYLENE LOCKER

PLEASE CALL FOR BEST PRICE



ABS LOCKER



POLYPROPYLENE LOCKER

MOQ 10 SET

ESD CHAIR

- Ergonomically designed
- Provides continuous drainage of static charge to ground.

CALL FOR BEST PRICE



PU FOAM TYPIST / DRAFTING

- Material : ESD PU Foam
- Adjustable Height Range : 390mm-510mm (Typist)
- 394mm-845mm (Drafting)
- Seat cover to ground resistance : 10⁶ to 10¹⁰ ohm
- Chair Surface Resistivity : <10⁹ ohm
- Castor : Metal Castor <10⁸ ohm



CLEANROOM TYPIST CHAIR

- Material : Antistatic PVC Leather, chrome plated cylinder, polished aluminium chair base
- Surface resistivity : 10e6 to 10e9 ohm/sq
- Colour : Blue & Black
- Adjustable height : Low : 390mm, High : 510mm



CLEANROOM DRAFTING CHAIR

- Material : Antistatic PVC Leather, chrome plated cylinder, polished aluminium chair base
- Surface resistivity : 10e6 to 10e9 ohm/sq
- Colour : Blue & Black



STOOL

- Material : ESD PVC Leather
- Adjustable Height Range
- Seat cover to ground resistance : 10⁷ - 10⁹ Ohm
- Static Decay : <0.01 sec
- Castor : 3 Normal, 1 ESD Nylon, 1 Metal

OFFICE MACHINE SERIES



NOTES COUNTER
 • Cater for mix polymer & paper notes
 • 99% accuracy guaranteed
NC400 RM 788 **NC600 RM 999**

RM 588



NOTES COUNTER NC-250
 • Weight: 5.3kg
 • Automatic start, stop & clearing
 • Counting speed: >1000pcs/min



RM 788

COIN COUNTER CS-550
 • Weight: 3.9kg
 • Integrated Carrying Handle
 • Counting speed: >300 units/min

CASH & CARRY



CHEQUE WRITER
 • Weight: 2.3kg
 • 14 digits printing
 • RM & SEN
 • *FOC Ink Roller
RM 328



LAMINATOR
 • Weight: 8kg • A3 size
 • 4 rollers • Heavy duty
RM 308



CASH DRAWER CK-410
 • Cash Tray : 5 bills / 8 coins
 • Interface : 6 pins RJ11
 • Construction : All Steel
 • Roller Bearing
call for best price



call for best price



WALKIE TALKIE
 • 99 Channels
 • Low Voltage Alert
 • Vox Function
 • Pc Programming

Please Call for **BEST PRICE**



MANUAL PUNCHER HDP 2150
 • 2 holes puncher
 • Punches : 150 sheets of paper.
 • All metal robust construction.
call for best price



MANUAL COMB BINDING
 • A4 size: 21 holes
 • Thickness of punches: 20 pages
RM 488



WATCHMAN CLOCK AMANO PR600
 • 99 stations key available
 • Easy operation battery indicator light
call for best price



NEEDTEK WATCHMAN CLOCK WTR 500
 • Built-in THERMAL printer, direct records printing
 • Large memory capacity up to 2,000 series
RM 2,188



VALUESCAN ADVANCE GUARD TOUR 9000-V5
 • Storage capacity 4MB
 • Read RFID < 5cm
 • Real time internal clock
RM 1,888

TIME ATTENDANCE



CASH & CARRY
TIME RECORDER Analog
 • 6 column
 • 2 colour printing
 • *FOC 1 pkt card
RM 388



AMANO EX3500
call for best price



TIME STAMPING MACHINE TS-350
 • Up to 6 digits numbering
 Running number setting available to single time, repeatedly printing.
RM 1,488



TIME ATTENDANCE A262 PLUS *Apertech*
 • Finger Print, Password & ID card
RM 648



KEY BOX
 M40 keys **RM 128**
 M60 keys **RM 168**

* while stock last

SCREEN | PRINTER | PROJECTOR | PA SYSTEM



Manual wall screen
 • Steel casing
 • The surface is high quality matt white fabric material
 • Unique self - Lock device makes easy operation
 • Wall mounted or ceiling method according to your preference

Size (H x W)		
5' x 5'	7' x 7'	10' x 10'
6' x 6'	8' x 8'	
6' x 8'	8' x 10'	



Motorised screen
 • The surface is high quality matt white fabric material
 • c/w remote control
 • Wall mounted or ceiling method according to your preference
 • The synchronous motor, smooth & quiet

Size (H x W)		
6' x 6'	9' x 12'	12' x 12'
7' x 7'	10' x 10'	
8' x 8'	10' x 13'	



Tripod screen
 • The surface is high quality matt white fabric material
 • Oval tripod post, easily adjustable
 • Flexibly adjusted to any height as needed
 • Easy storage & transportation

Size (H x W)		
5' x 5'	7' x 7'	
6' x 6'	8' x 8'	

CALL FOR BEST PRICE



Portable multimedia speaker FLP-PPA-1250
 • Support USB, SD/MMC card
 • Support MP3 music for outstanding acoustic quality

Please Call for **BEST PRICE**



CARD PRINTER BADGY 100
 • Print speed: 45sec per card
 • Feeder capacity: 25 cards
 • Printable area: Margin of 1.35mm [0.05"]
RM 2,788
BADGY 200
 • Print speed: 38sec per card
 • Feeder capacity: 25 cards
 • Printable area: Edge-to-edge
RM 3,688



LCD PROJECTOR NP-MC363X

• XGA • 3,700 Ansi • Network Ready • 4k com
RM 3,630



EPSON LCD PROJECTOR EB-X51
 • 3LCD • 3,800 Ansi • XGA
 • 16,000:1 Contrast
RM 1,999
EB FH52
 • 3LCD • 4,000 Ansi
 • 1080p wireless full HD
 • 16,000:1 Contrast
RM 4,188

SHREDDER

BRAND	MODEL	WEIGHT	CAPACITY	CUT	PRICE
BIOSYSTEM	PLATINUM III	12.5 kg	15 sheets	Cross Cut 4*50 mm	RM 1,288
DINO	DINO PLUS	18 kg	15-17 sheets	Cross Cut 3*20 mm	RM 938
DINO	DINO SUPERGRAND	20.5 kg	25 sheets	Cross Cut 4*35 mm	RM 1,388
EBA	EBA 1126S	7.5 kg	11-13 sheets	Strip Cut 4 mm	RM 1,088
EBA	EBA 2326S	51 kg	32 sheets	Strip Cut 4 mm	RM 4,988
GBC	X308	4.17 kg	8-9 sheets	Cross Cut 5*42 mm	RM 328
IDEAL	3104C	52 kg	25-27 sheets	Cross Cut 4*40 mm	RM 6,888
IDEAL	2445S	21 kg	21 sheets	Strip Cut 4 mm	RM 2,888
KIMI	2610C	30 kg	18-20 sheets	Cross Cut 4*40 mm	RM 2,188
HSM	SECURIO B22CC	12 kg	9-11 sheets	Cross Cut 1.9*15 mm	RM 3,288
HSM	SECURIO C16S	4 kg	13-15 sheets	Straight Cut 3.9 mm	RM 1,328
FELLOWES	LX201	9 kg	12 sheets	Micro Cut 2*12 mm	RM 1,600
FELLOWES	AUTOMAX 100M	13 kg	10 sheets	Micro Cut 2*10 mm	RM 1,700



Platinum III



DINO PLUS



DINO SUPERGRAND



EBA 1126S



EBA 2326S



X308



3104C



2445S



2610C



B22CC



C16S

ELECTRONIC WHITEBOARD PLUS M18S | PLUS M18W
RM 7,188 **RM 7,888**



• Panel Dimension:
 M-18S: W1300*H920 (2 panels)
 M-18W: W1800*H920 (2 panels)
 • Printing inkjet: Plain Paper (A4 size)
 • Panel surface: 2 panels, PC interface
 Via USB Cable
 • Stand included
 • c/w Printer



PERFORATION NEWKON 208-905
 • 8 digit adjustable date / numbers perforation with fixed letters at upper line
 • Manual pin type
 • Punching capacity: 15 sheets
 • Size: 295*214*229 (486 incl. handle)
 • Other model available: Manual level, Electric pin & Electric level



FRANKING MACHINE NEOPOST IS280
 • c/w 2KG scale
 • High quality digital printing
 • Integrated scale
 • PIN-protected access
 • Up to 10 custom slogans
 • Departmental accounting
 • Other model available: IS350, IS420, IS 440, IS480



AUTOMAX 100M



LX201



PRAI HEADQUARTERS

2688, Jalan Perusahaan, Kawasan Perusahaan Perai, 13600 Prai, Pulau Pinang.

04-305 6678

www.dsop.com.my



GEORGE TOWN (Opp. Balai Polis Patani Road)
276, Jalan Dato Keramat, 10150 George Town, Pulau Pinang.
04-228 7888

BUTTERWORTH (Opp. SHELL)
1286 & 1287, Jalan Baru, 13700 Prai, Pulau Pinang
04-399 2328

SUNGAI PETANI / KEDAH
04-421 2828
019-563 8127